



Serving Public Health Since 1928

Coachella Valley Mosquito and Vector Control District

43420 Trader Place, Indio, CA 92201 | (760) 342-8287 | cvmosquito.org

Board of Trustees Meeting

Tuesday, March 14, 2023

6:00 p.m.

AGENDA

The Board of Trustees will take action on all items on the agenda.

Materials related to an agenda item that are submitted to the Board of Trustees after distribution of the agenda packets are available for public inspection in the Clerk of the Board's office during normal business hours and on the District's website.

This meeting will be conducted by video and/or teleconference as well as in person at the District office located at the address listed above. To view/listen/participate in the meeting live, please join by calling 1-888-475-4499 (toll-free), meeting ID: [858 5697 2258](https://us02web.zoom.us/j/85856972258), or click this link to join: <https://us02web.zoom.us/j/85856972258>.

Assistance for those with disabilities: If you have a disability and need an accommodation to participate in the meeting, please contact the Clerk of the Board at (760) 342-8287 at least 48 hours prior to the meeting to inform us of your needs and to determine if accommodation is feasible. The District will attempt to accommodate you in every reasonable manner.

Before entering the District's facilities, we request that you self-screen for COVID-19 symptoms. We want to work together to help limit the spread of COVID-19.

1. Call to Order – John Peña, President

A. Roll Call

2. Pledge of Allegiance

3. Confirmation of Agenda

4. Public Comments

Members of the public may provide comments in person or remotely at the time of the meeting as set forth in the agenda. Public comments may also be sent by E-mail to the Clerk of the Board by 1:30 p.m. on March 14, 2023, at mtallion@cvmosquito.org. E-mails received prior to 1:30 p.m. on the day of the Board meeting will be made part of the record and distributed to the Board. This method is encouraged as it gives the Board of Trustees the opportunity to reflect upon your input. E-mails will not be read at the meeting.

A. PUBLIC Comments — NON-AGENDA ITEMS: This time is for members of the public to address the Board of Trustees on items of general interest (a non-agenda item) within the subject matter jurisdiction of the District. The District values your comments; however, pursuant to the Brown Act, the Board cannot take action on items not listed on the posted Agenda. **Comments are limited to a total of three (3) minutes per speaker for non-agenda items.**

B. PUBLIC Comments — AGENDA ITEMS: This time is for members of the public to address the Board of Trustees on agenda items (Open and Closed Sessions). **Comments are limited to three (3) minutes per speaker per agenda item.**

All comments are to be directed to the Board of Trustees and shall be devoid of any personal attacks. Members of the public are expected to maintain a professional, courteous decorum during public comments.

5. Announcements, Presentations, and Written Communications

A. Special District Leadership Foundation-District Transparency Certificate of Excellence — Chris Palmer, Senior Public Affairs Field Coordinator, California Special Districts Association (CSDA)

6. Items of General Consent

The following items are routine in nature and may be approved by one blanket motion upon unanimous consent. The President or any member of the Board of Trustees may request an item be pulled from Items of General Consent for a separate discussion.

- A. Minutes for February 14, 2023, Board Meeting **(Pg. 6)**
- B. Approval of expenditures for February 9, 2023, to March 8, 2023 **(Pg. 14)**
- C. Informational Items:
 - Financials — **David l’Anson, Administrative Finance Manager (Pg. 16)**
 - Important Budget Meeting Dates — **Finance Committee (Pg. 30)**
 - Correspondence **(Pg. 32)**
 - Approval of Proclamation designating the week of April 16-22, 2023, as Mosquito Awareness Week — **Tammy Gordon, M.A. APR, Public Information Manager (Pg. 33)**
 - National Pollutant Discharge Elimination System (NPDES) Annual Reports — **Jennifer A. Henke, M.S., Laboratory Manager (Pg. 35)**
 - EPA Pesticide Environmental Stewardship Program (PESP) — **Jennifer A. Henke, M.S., Laboratory Manager (Pg. 39)**
 - California Environmental Quality Act (CEQA) Mitigated Negative Declaration Annual Compliance Report — **Jennifer A. Henke, M.S., Laboratory Manager (Pg. 50)**
 - Quarterly Department Reports: Human Resources; Operations; Information Technology; Fleet Services; Laboratory & Surveillance Control; and Public Outreach **(Pg. 55)**
 - District Travel and/or Workshops **(Pg. 73)**
 - American Mosquito Control Association (AMCA) Annual Conference, February 27-March 3, 2023, Reno, NV **(Pg. 74)**
 - 2023 Special District Selection Committee (SDSC) Election Nominee Update **(Pg. 76)**
 - Special District Leadership Academy (SDLA), February 27-March 1, 2023, La Quinta, CA **(Pg. 77)**

7. Business Session

- A. Old Business-None
- B. New Business-None

8. Committee and Trustee Reports

- A. Executive Committee — **John Peña, President**
Executive Committee oral report
- B. Finance Committee — **Clive Weightman, Treasurer**
Finance Committee oral report and Finance Committee minutes from February 14, 2023 **(Pg. 79)**

C. Trustee Comments, Requests for Future Agendas Items, Travel, and/ or Staff Actions

The Board may not legally take action on any item presented at this time other than to direct staff to investigate a complaint or place an item on a future agenda unless (1) by a majority vote, the Board determines that an emergency exists, as defined by Government Code Section 54956.5, or (2) by a two-thirds vote, the board determines that the need for action arose subsequent to the agenda being posted as required by Government Code Section 54954.2(a). Each presentation is limited to no more than three minutes.

9. Reports

A. General Manager

1. General Manager’s Report — Presentation

B. Staff

C. General Counsel

Questions and/or comments from Trustees regarding the report

10. Closed Session-None

11. Adjournment

At the discretion of the Board, all items appearing on this agenda, whether or not expressly listed for action, may be deliberated and may be subject to action by the Board.

.....
Certification of Posting

I certify that on March 10, 2023, I posted a copy of the foregoing agenda near the regular meeting place of the Board of Trustees of the Coachella Valley Mosquito & Vector Control District and on the District’s website, said time being at least 72 hours in advance of the meeting of the Board of Trustees (Government Code Section 54954.2)

Executed at Indio, California, on March 10, 2023

Melissa Tallion, Clerk of the Board



Serving Public Health Since 1928

ITEMS OF GENERAL CONSENT

COACHELLA VALLEY MOSQUITO AND VECTOR CONTROL DISTRICT

Board of Trustees Meeting Summary of Action Items and Future Tasks February 14, 2023

Board Actions

- ❖ The Board of Trustees approved the renewal of the contract with CleanExcel for cleaning services for the District headquarters.
- ❖ The Board of Trustees approved the renewal of the annual agreement with Salton Sea Aerial Services to conduct both aerial adulticiding and larviciding applications.
- ❖ The Board of Trustees approved Resolution 2023-02 adopting employee pay schedule, in conformance with California Code of Regulations, Title 2, Sections 570.5 and 571.
- ❖ The Board of Trustees approved Resolution 2023-03 stating intent to participate in the activities of Special Districts Association of Riverside County.
- ❖ The Board of Trustees nominated Trustee Frank Figueroa as a Member of the Riverside Local Agency Formation Commission (LAFCO).
- ❖ The Board of Trustees discussed streaming and/or recording options for Board of Trustees meetings and by a unanimous vote will continue to allow for public and staff participation via zoom/streaming services for all meetings of the Body ((Finance Committee, Executive Committee, and Board of Trustees meetings).

Tasks and Ownership

- ❖ Submit LAFCO nomination – **Melissa Tallion/Clerk of the Board**
- ❖ Submit approved Resolution 2023-03 to the Special Districts Association of Riverside County (SDARC) – **Melissa Tallion/Clerk of the Board**

COACHELLA VALLEY MOSQUITO AND VECTOR CONTROL DISTRICT

Board of Trustees Meeting
DRAFT-Minutes

MEETING TIME: 6:00 p.m., Tuesday, February 14, 2023

LOCATION: 43420 Trader Place, Indio, CA 92201

TRUSTEES PRESENT

PRESIDENT: John Peña	La Quinta
VICE PRESIDENT: Benjamin Guitron	Indio (joined after roll call)
SECRETARY: Dr. Doug Kunz	Palm Springs
TREASURER: Clive Weightman	Indian Wells
Frank Figueroa	Coachella
Gary Gardner	Desert Hot Springs
Doug Walker	Palm Desert
Steve Downs	Rancho Mirage (joined after roll call)
Bito Larson	County at Large

TRUSTEES ABSENT

Nancy Ross	Cathedral City
Janell Percy	County at Large

STAFF AND GENERAL COUNSEL PRESENT

Jeremy Wittie, General Manager
Robert Patterson, Legal Counsel, SBEMP
Crystal Moreno, Human Resources Manager
David l'Anson, Administrative Finance Manager
Edward Prendez, Information Technology Manager
Tammy Gordon, Public Information Manager
Melissa Tallion, Executive Assistant/Clerk of the Board

Other staff members joined the meeting as well

MEMBERS OF THE PUBLIC PRESENT

Yes

1. Call to Order

President Peña called the meeting to order at 6:00 p.m.

A. Roll Call

At roll call seven (7) of the eleven (11) trustees were present.

B. Oath of Office

President Peña introduced Trustee Frank Figueroa, Coachella, and Melissa Tallion administered the Oath of Office.

2. Pledge of Allegiance

Trustee Figueroa led the Pledge of Allegiance.

3. Confirmation of Agenda

President Peña inquired if there were any agenda items to be shifted. Upon no objections by the Board of Trustees, the agenda was confirmed.

4. Public Comments

Mr. Anderson submitted written comments for non-agenda items. Those comments were distributed to the Board of Trustees before the meeting was called to order. They are attached to the minutes for the record. Mr. Anderson also spoke on agenda items 6D, 6E, 7B2, and 7B3.

5. Announcements, Presentations, and Written Communications

- A. In remembrance of Dr. Mir Mulla and the impact of his research on the betterment of Public Health in the Coachella Valley.

6. Items of General Consent

The following items are routine in nature and may be approved by one blanket motion upon unanimous consent. The President or any member of the Board of Trustees may request an item be pulled from Items of General Consent for a separate discussion.

- A. Minutes for January 10, 2023, Board Meeting
- B. Approval of expenditures for January 5, 2023, to February 8, 2023
- C. Annual Statement of Economic Interests/Form 700 Annual Filing for the filing period of 2022/2023 – **Melissa Tallion, Executive Assistant/Clerk of the Board**
- D. Approval to renew the contract with CleanExcel for cleaning services for the District headquarters in an amount not to exceed \$4,192.10 per month from fund 7675.01.305.000 – Contract Services, *Budgeted; funds available* – **David l'Anson, Administrative Finance Manager**

President Peña announced that item 6D would be pulled from the items of general consent and approved under a separate vote.

On a motion from Trustee Kunz, seconded by Trustee Downs, and passed by the following votes, the Board of Trustees approved item 6D of General Consent.

Ayes: President Peña, Trustees Downs, Figueroa, Gardner, Guitron, Kunz, Walker, Weightman.

Abstained: Trustee Larson

Noes: None

Absent: Trustees Ross, Percy

- E. Approval to renew the annual agreement with Salton Sea Aerial Services to conduct both aerial adulticiding and larviciding applications; *Budgeted; Funds Available* – **Edward Prendez, Interim Operations Manager**

F. Informational Items:

- Financials – **David I'Anson, Administrative Finance Manager**
- Important Budget Meeting Dates – **Finance Committee**
- Mosquito and Vector Control Association of California (MVCAC) Annual Conference, January 29-February 1, 2023, Anaheim, California
- District Travel and/or Workshops

President Peña announced that item 6D would be pulled from the items of general consent and approved under a separate vote.

On a motion from Trustee Gardner, seconded by Trustee Walker, and passed by the following votes, the Board of Trustees approved items A, B, C, E, and F of General Consent.

Ayes: President Peña, Trustees Downs, Guitron, Kunz, Larson, Walker, Weightman

Abstained: Trustee Figueroa

Noes: None

Absent: Trustees Ross, Percy

7. Business Session

A. Old Business

1. Discussion and/or approval of Resolution 2023-02 Adopting Employee Pay Schedule, in conformance with California Code of Regulations, Title 2, Sections 570.5 and 571 – **Crystal Moreno, M.S., Human Resources Manager**
Crystal Moreno introduced this item and provided an overview of the Resolution.

On a motion from Trustee Guitron, seconded by Trustee Gardner, and passed by the following votes, the Board of Trustees approved Resolution 2023-02 and Adopted Employee Pay Scale in conformance with California Code of Regulations, Title 2, Sections 570.5 and 571.

Ayes: President Peña, Trustees Downs, Figueroa, Gardner, Guitron, Kunz, Larson, Walker, Weightman.

Abstained: None

Noes: None

Absent: Trustees Ross, Percy

B. New Business

1. Discussion and/or approval of Resolution 2023-03 stating intent to participate in the activities of Special Districts Association of Riverside County – **Jeremy Wittie, M.S., CSDM, General Manager**

Jeremy Wittie introduced this item and provided an overview of the Resolution.

On a motion from Trustee Downs, seconded by Trustee Guitron, and passed by the following votes, the Board of Trustees approved Resolution 2023-03 stating intent to participate in the activities of Special Districts Association of Riverside County

Ayes: President Peña, Trustees Downs, Figueroa, Gardner, Guitron, Kunz, Larson, Walker, Weightman.

Abstained: None

Noes: None

Absent: Trustees Ross, Percy

2. Discussion: Nomination for a Regular Member of the Riverside Local Agency Formation Commission (LAFCO) – **Jeremy Wittie, M.S., CSDM, General Manager**

Jeremy Wittie introduced this item and provided an overview.

On a motion from Trustee Gardner, seconded by Trustee Guitron, and passed by the following votes, the Board of Trustees nominated Trustee Figueroa as a Regular member of the Riverside Local Agency Formation Commission (LAFCO).

Ayes: President Peña, Trustees Downs, Figueroa, Gardner, Guitron, Kunz, Larson, Walker, Weightman.

Abstained: None

Noes: None

Absent: Trustees Ross, Percy

3. Discussion: Streaming and/or recording options for Board of Trustees meetings – **Jeremy Wittie, M.S., CSDM, General Manager, and Lena D. Wade, District Legal Counsel**

Jeremy Wittie introduced this item and provided an overview. Robert Patterson, Legal Counsel read a statement from Lena D. Wade. A discussion ensued. The Board of Trustees would like to continue to allow public participation via zoom/streaming for all meetings of the Body (Finance Committee, Executive Committee, and Board of Trustees meetings).

On a motion from Trustee Guitron, seconded by Trustee Gardner, and passed by the following votes, the Board of Trustees is going to continue to allow public participation via zoom/streaming services for all meetings of the Body (Finance Committee, Executive Committee, and Board of Trustees meetings).

Ayes: President Peña, Trustees Downs, Figueroa, Gardner, Guitron, Kunz, Larson, Walker, Weightman.

Abstained: None

Noes: None

Absent: Trustees Ross, Percy

8. Committee and Trustee Reports

A. Executive Committee – John Peña, President

Executive Committee oral report and Executive Committee minutes from January 27, 2023
President Peña stated that the Executive Committee met and discussed the agenda streamlining. If the Trustees have comments or suggestions, please pass them forward. The Committee also discussed the possibility of the Committee not meeting as frequently. This discussion will be continued. The public comment option was discussed. As we approach the revitalization of the Boardroom the Board discussed having monthly Board meetings at different City offices. Feedback from the Trustees thought that the Executive Committee needs to continue to meet monthly.

B. Finance Committee – Clive Weightman, Treasurer

Finance Committee oral report and Finance Committee minutes from January 10, 2023
Treasurer Weightman presented the cash flow chart. Treasurer Weightman gave an overview of the chart and the District's cash flow. The District is showing a favorable variance with a net of about \$700,000 by June 30th. David I'Anson has been working with the District's financial advisor in the last month to rework some investments and secured a good return. The Committee reviewed the budget schedule. Melissa Tallion will be sending out a reminder for the budget workshop to the entire Board.

C. Trustee Comments, Requests for Future Agendas Items, Travel, and/ or Staff Actions

Trustee Kunz thanked the Board for allowing him to attend the MVCAC annual conference. He said it was a quality meeting.

9. Reports

A. General Manager

1. General Manager's Report - Presentation

Jeremy Wittie gave a presentation and update. Jeremy gave an overview of the Integrated Vector Management and mentioned that despite the cooler temperatures there is still activity along the shoreline. The presentation included two videos from the shoreline depicting the aerial applications by helicopter and drone. An overview of the MVCAC conference was shown via pictures that were submitted by staff who attended the meeting. Jeremy talked about the revitalization of the Boardroom and mentioned that the District will have three renderings of options for the Boardroom.

B. Staff

None.

C. General Counsel

President Peña introduced Robert Patterson who was filling in for Lena Wade.

10. Closed Session

Closed Session (s):

A. **Conference with real Property Negotiators pursuant to Government Code section 54956.8.**

Property: 83733 Avenue 55, Thermal, California

Agency Negotiator: Jeremy Wittie, General Manager

Negotiating Party: Coachella Valley Unified School District

Under Negotiation: Price and terms of payment

No reportable action

11. Adjournment

President Peña adjourned the meeting at 7:37 p.m.

February 14, 2023

Coachella Valley Mosquito and Vector Control District (CVMVCD)

43420 trader place

Indio, CA. 92201

888.343.9399 – www.cvmvcd.org

Attn: Clerk of the Board /Board of Trustees / General Manager (Jeremy Wittie)

Re: demand for correct interpretation and implementation of California's AB361

Dear CVMVCD,

This written letter in connection with other correspondence addressed to the CVMVCD administration is a demand to abide by California's AB361 as that law is written and to void all prior CVMVCD meetings which the CVMVCD had denied access to the Public by refusing written statements as described by California's AB361.

As you are aware the CVMVCD clerk of the board refused to submit written statements (Public comment) in regards to the CVMVCD Board of Trustees meeting of January 10, 2023 from myself prior to the beginning of that Public meeting.

The CVMVCD administration denied myself and potentially other's the ability to activity participate with Public testimony as described by State law (AB361). The CVMVCD organization had imposed unlawful restrictions for Public written statements (Public Comment) - by selecting time restrictions for written comments to be submitted prior to CVMVCD Public meeting starting times for its Public meetings in direct conflict with California's AB361.

The CVMVCD organization had imposed unlawful restrictions on the Public which had the potential Influence of a "chilling effect" on members of the local community. This one example of the CVMVCD attempts to limit Public participation (Free speech) along with the Public's ability to monitor the CVMVCD Board of Trustees have had the ability to further demonstrate how the CVMVCD organization have change California's long established Public meeting "Best practices" which has allowed less transparency of the operations of the Coachella Valley Mosquito and Vector Control District.

Sincerely,

Brad Anderson | [REDACTED] Rancho Mirage, CA. 92270

Coachella Valley Mosquito and Vector Control District

Checks Issued for the Period of:

February 9 - March 8, 2023

Check No	Payable To	Description	Check Amount	Total Amount
	Payroll Disbursement	February 17, 2023	232,238.32	
	Payroll Disbursement	March 3, 2023	234,103.72	
				466,342.04
Pre-Approved Expenditures Utilities/Benefits:				
44464	Principal Life Insurance Co.	Life & Dental Insurance 1/2023, 2/2023	28,436.12	
44474	Burrtec Waste & Recycling Svcs.	Waste Services 3/2023	454.56	
44475	CalPERS Healthcare Acct	Health Insurance Benefits 3/2023	94,790.65	
44476	CalPERS - Retirement Acct	CalPERS Contributions: 01/20/2023, 02/03/2023, 02/17/2023PP	103,122.31	
44484	MissionSquare (Plan# 302318)	Deferred Compensation: 02/03/2023, 02/17/2023PP	23,556.25	
44485	Imperial Irrigation District	Electricity Service	2,001.73	
44486	Imperial Irrigation Dist-Lab Acct	Electricity Service	4,810.65	
44488	Indio Water Authority	Water Usage District	1,029.72	
44496	SoCalGas	Natural Gas Usage District	1,150.97	
44499	Verizon Business	District Landline Charge	1,685.21	
44500	Verizon Wireless	District Cell Phone Charge	3,387.17	
				264,425.34
Pre-Approved Expenditures less than \$10,000.00:				
44465	Douglas Walker	Conference Travel	958.62	
44466	Clive Weightman	Conference Travel	997.26	
44467	Ramon Gonzalez	Promotion and Education	170.08	
44469	Abila	Cloud Computing Services	873.86	
44470	Advance Imaging Systems	Contract Services	203.07	
44471	Airgas USA, LLC	Lab Supplies	353.08	
44472	Alpha Media LLC	Advertising	1,430.00	
44473	American Engraving Co.	Reproduction and Printing	373.91	
44477	City of Indio	Tentative Tract Map	8,000.00	
44478	C&R Wellness Works LLC dba Wellness Works	Employee Assistance Services	301.50	
44479	CSI Ceja Security International	Security Patrol Services	1,456.00	
44480	Daniel's Tire Service	Tire Service	1,695.30	
44481	Elm's Equipment Rental	Equipment Rentals	442.66	
44482	Friends of the Desert Mountains	Promotion & Education	75.00	
44483	Hypertec USA Inc	Cloud Computing Services	30.62	
44487	Independent Moisture Testing	Repair & Maintenance	600.00	
44489	Doug Kunz	Conference Travel	958.78	
44490	MosquitoMate, Inc.	Reproductions and Printing	105.00	
44491	NAPA Auto & Truck Parts	Vehicle Parts & Supplies	667.39	
44492	Provision First Aid	Safety Expense	1,102.20	
44493	Quench USA Inc.	Employee Support	106.60	
44494	Salton Sea Air Service	Aerial Larvicide	9,557.48	
44495	Slovak Baron Empey Murphey & Pinkney LLP	Abatement Warrant	1,026.75	
44497	Technical Safety Services, LLC.	Maintenance and Calibration	926.00	
44498	Gonzalo Valadez	Tuition Reimbursement	282.46	
44468	Waxie Sanitary Supply	Field Supplies	90.55	
Cash - California Bank & Trust Checking				32,784.17
Cash - California Bank & Trust Checking				
44502	Dudek	Civil Engineering - Parcel Project	16,087.50	
44503	US Bank	February 2023 CalCard Statement	80,006.86	
Cash - California Bank & Trust Check Run Total to be Approved				96,094.36
Total Expenditures: February 9 - March 8, 2023				859,645.91

John Pena, President

Clive Weightman, Treasurer



Serving Public Health Since 1928

FINANCE REPORTS

Coachella Valley Mosquito and Vector Control District
 FINANCES AT A GLANCE
 ALL FUNDS COMBINED
 For the Month Ended February 28, 2023

	Beginning of the Month	Change During the Month	End of the Month
INVESTMENTS	14,213,937	314,109	14,528,046
CASH	200,984	134,012	334,996
INVESTMENTS & CASH	14,414,921	448,121	14,863,042
CURRENT ASSETS	3,020,521	(1,275,131)	1,745,390
FIXED ASSETS	9,286,644	-	9,286,644
OTHER ASSETS	7,564,490	-	7,564,490
TOTAL ASSETS	34,286,577	(827,010)	33,459,567
TOTAL LIABILITIES	3,845,553	215,702	4,061,255
TOTAL DISTRICT EQUITY	30,441,024	(1,042,712)	29,398,312
TOTAL LIABILITIES & EQUITY	34,286,577	(827,010)	33,459,567
RECEIPTS			
		\$ 1,223,911	
CASH DISBURSEMENTS			
Payroll	\$ 476,737		
General Admin	\$ 299,018		
Total Cash Disbursements		\$ (775,755)	
NON-CASH ENTRIES:			
Accrual Modifications -		\$ (1,275,166)	
Changes in A/P, A/R & Pre-paid insurance		_____	
Change during Month - Excess of Cash over Receipts & Non-Cash Adjustments		\$ (827,010)	

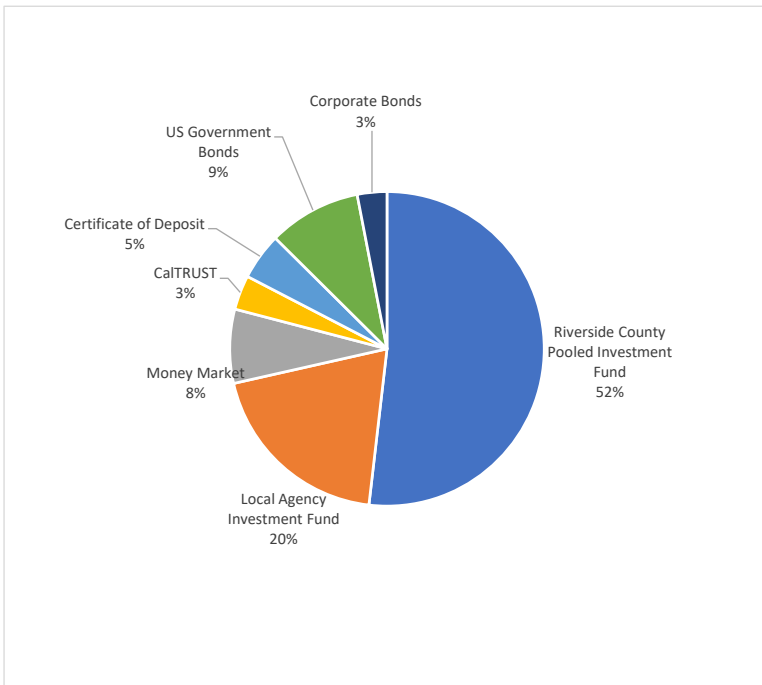
CVMVCD
 Cash Journal - deposits
 From 2/1/2023 Through 2/28/2023

Effective ...	Transaction Description	Deposits	Payee/Recipient Name
2/2/2023	Benefit Assessment	1,219,066.44	Riverside County
2/28/2023	Feb Receipts - bank interest	180.49	Riverside County
2/28/2023	Feb Receipts -PY SBE	1,308.65	Riverside County
2/28/2023	February Receipts	491.47	Riverside County
2/28/2023	February Receipts - County Interest	2,863.49	Riverside County
Report Total		1,223,910.54	

**COACHELLA VALLEY MOSQUITO AND VECTOR CONTROL DISTRICT
INVESTMENT FUND BALANCES AS OF FEBRUARY 28, 2023**

INSTITUTION	IDENTIFICATION	Issue Date	Maturity Date	YIELD	General Fund	Thermal Capital Fund	Capital Equipment Replacement Fund	Capital Facility Replacement Fund	Capital Project Insectory Fund	BALANCE
LAIF	Common Investments			2.62%	2,206,982	31,024	57,388	365,100	198,613	\$ 2,859,106
Riverside County	Funds 51105 & 51115			3.15%	5,827,741	81,922	151,537	964,080	524,456	\$ 7,549,736
CalTRUST	Medium Term Fund			2.53%	398,678	5,604	10,367	65,953	35,878	\$ 516,480
CA Bank & Trust	Market Rate			0.15%	854,137	12,007	22,210	141,299	76,866	\$ 1,106,520
Pershing	Market Rate			0.00%	558	8	15	92	50	\$ 723
ALL IN American Cred	Certificate of Deposit	1/18/2023	1/19/2027	4.55%			59,760	189,240		\$ 249,000
Austin Telco	Certificate of Deposit	1/27/2023	1/27/2028	4.75%			54,480	172,520		\$ 227,000
Goldman Sachs	Certificate of Deposit	9/21/2021	9/22/2026	1.05%		37,736	45,057	142,681		\$ 225,474
Federal Home Ln	US Government Bonds	11/24/2020	11/24/2025	0.63%			166,936	528,629		\$ 695,565
Federal Natl Mtg Assn	US Government Bonds	11/25/2020	11/25/2025	0.63%			166,009	525,694		\$ 691,703
Bank Amer Corp	Corporate Bonds	11/25/2020	11/25/2025	0.65%			106,360	336,805		\$ 443,165
Total Investments					9,288,096	168,301	840,117	3,432,095	835,864	\$ 14,564,472

**PORTFOLIO COMPOSITION AS OF FEBRUARY 28, 2023
WEIGHTED YIELD 2.5%**



In compliance with the California Code Section 53646; the Finance Administrator of the Coachella Valley Mosquito and Vector Control District hereby certifies that sufficient liquidity and anticipated revenue are available to meet the District's budgeted expenditure requirements for the next six months.

Investments in the report meet the requirements of the Coachella Valley Mosquito and Vector Control District's adopted investment policy

Respectfully submitted

NOTED AND APPROVED

CVMVCD
Statement of Revenue and Expenditures
February 28, 2023

				YTD	Current		Current	Annual	Percent	
	Annual			Budget	Period	Current	Period	Budget	Annual	
	Budget	YTD Budget	YTD Actual	Variance	Budget	Period Actual	Variance	Variance	Budget	
Revenues										
4000	Property Tax - Current Secured	4,438,762	2,308,026	2,560,679	252,653	0	1,309	1,309	(1,878,083)	(42)%
4010	Property Tax - Curr. Supplmntl	31,172	0	0	0	0	0	0	(31,172)	(100)%
4020	Property Tax - Curr. Unsecured	199,247	193,369	194,244	875	0	0	0	(5,003)	(3)%
4030	Homeowners Tax Relief	36,924	18,462	18,341	(121)	0	0	0	(18,583)	(50)%
4070	Property Tax - Prior Supp.	53,097	0	33,293	33,293	0	0	0	(19,804)	(37)%
4080	Property Tax - Prior Unsecured	9,069	0	0	0	0	0	0	(9,069)	(100)%
4090	Redevelopment Pass-Thru	6,305,008	3,152,504	3,435,863	283,359	0	0	0	(2,869,145)	(46)%
4520	Interest Income - LAIF/CDs	42,000	21,000	55,342	34,342	0	6,582	6,582	13,342	32 %
4530	Other Miscellaneous Receipts	63,000	42,000	17,499	(24,501)	5,250	0	(5,250)	(45,501)	(72)%
4551	Benefit Assessment Income	2,299,810	1,228,967	1,284,600	55,633	0	0	0	(1,015,210)	(44)%
	Total Revenues	13,478,089	6,964,328	7,599,862	635,534	5,250	7,891	2,641	(5,878,227)	(44)%
Expenditures										
Payroll Expenses										
5101	Payroll - FT	5,910,271	3,940,181	3,866,884	73,297	492,523	461,002	31,520	2,043,387	35 %
5102	Payroll Seasonal	142,020	100,020	53,814	46,206	10,500	0	10,500	88,206	62 %
5103	Temporary Services	6,900	0	0	0	0	0	0	6,900	100 %
5105	Payroll - Overtime Expense	34,120	20,080	19,005	1,075	2,510	3,902	(1,392)	15,115	44 %
5150	CalPERS State Retirement	752,856	565,246	529,604	35,641	46,903	78,339	(31,436)	223,252	30 %
5155	Social Security Expense	360,143	240,426	245,459	(5,032)	29,929	29,534	395	114,684	32 %
5165	Medicare Expense	84,227	56,229	58,803	(2,574)	7,000	6,907	92	25,424	30 %
5170	Cafeteria Plan	1,263,700	842,467	916,156	(73,690)	105,308	120,337	(15,029)	347,544	28 %
5172	Retiree Healthcare	392,420	261,613	257,502	4,111	32,702	31,376	1,326	134,918	34 %
5180	Deferred Compensation	121,857	81,238	69,010	12,228	10,155	44,396	(34,241)	52,847	43 %
5195	Unemployment Insurance	32,066	21,401	24,211	(2,810)	2,666	602	2,065	7,856	24 %
	Total Payroll Expenses	9,100,581	6,128,901	6,040,448	88,452	740,195	776,395	(36,200)	3,060,133	34 %

CVMVCD
Statement of Revenue and Expenditures
February 28, 2023

		Annual	YTD	YTD	Current	Current	Current	Annual	Percent	
		Budget	Budget	Actual	Budget	Period	Period	Budget	Annual	
					Variance	Budget	Actual	Variance	Budget	
Administrative Expenses										
5250	Tuition Reimbursement	20,000	13,333	6,423	6,910	1,667	3,771	(2,105)	13,577	68 %
5300	Employee Incentive	15,500	10,333	4,555	5,779	1,292	238	1,054	10,945	71 %
5302	Wellness	5,600	3,733	293	3,440	467	0	467	5,307	95 %
5305	Employee Assistance Program	4,000	2,667	2,448	219	333	297	36	1,552	39 %
6000	Property & Liability Insurance	193,570	122,380	163,032	(40,652)	17,798	26,630	(8,833)	30,538	16 %
6001	Workers' Compensation Insurance	206,753	112,835	160,570	(47,735)	23,479	20,071	3,408	46,183	22 %
6050	Dues & Memberships	43,495	35,864	33,699	2,165	262	122	140	9,796	23 %
6060	Reproduction & Printing	27,360	18,240	17,064	1,176	2,280	263	2,017	10,296	38 %
6065	Recruitment/Advertising	7,500	5,000	3,244	1,756	625	225	400	4,256	57 %
6070	Office Supplies	21,121	14,081	8,499	5,582	1,760	806	954	12,622	60 %
6075	Postage	5,750	3,833	1,505	2,329	479	30	449	4,245	74 %
6080	Computer & Network Systems	8,199	5,466	1,553	3,913	683	4	679	6,646	81 %
6085	Bank Service Charges	250	167	141	25	21	51	(30)	109	43 %
6090	Local Agency Formation Comm.	2,400	1,600	2,541	(941)	200	0	200	(141)	(6)%
6095	Professional Fees	45,100	30,067	42,142	(12,075)	3,758	5,308	(1,550)	2,958	7 %
6100	Attorney Fees	68,000	45,333	28,752	16,581	5,667	1,628	4,039	39,248	58 %
6105	Legal Services / Filing Fees	1,000	667	0	667	83	0	83	1,000	100 %
6106	HR Risk Management	4,500	4,500	7,819	(3,319)	0	0	0	(3,319)	(74)%
6110	Conference Expense	54,335	43,202	19,235	23,967	11,268	8,156	3,112	35,100	65 %
6115	In-Lieu	13,200	8,800	8,674	126	1,100	900	200	4,526	34 %
6120	Trustee Support	7,600	5,067	2,616	2,451	633	515	118	4,984	66 %
6200	Meetings Expense	7,010	3,340	1,417	1,923	418	511	(93)	5,593	80 %
6210	Promotion & Education	28,000	18,667	12,880	5,787	2,333	1,044	1,289	15,120	54 %
6220	Public Outreach Advertising	56,000	37,333	10,600	26,733	4,667	1,430	3,237	45,400	81 %
6500	Benefit Assessment Expenses	86,000	86,000	80,768	5,232	0	0	0	5,232	6 %
Total Administrative Expenses		932,243	632,508	620,469	12,039	81,273	72,001	9,272	311,774	33 %
Utilities										
6400	Utilities	114,383	76,255	75,896	360	9,532	2,822	6,710	38,487	34 %
6410	Telecommunications	1,824	1,216	1,306	(90)	152	195	(43)	518	28 %
Total Utilities		116,207	77,471	77,201	270	9,684	3,017	6,667	39,006	34 %

CVMVCD
Statement of Revenue and Expenditures
February 28, 2023

		Annual	YTD	YTD	Current	Current	Current	Annual	Percent	
		Budget	Budget	Actual	Budget	Period	Period	Budget	Annual	
					Variance	Budget	Actual	Variance	Budget	
Operating										
7000	Uniform Expense	54,985	37,298	28,338	8,960	4,422	4,301	120	26,647	48 %
7050	Safety Expense	32,170	21,580	15,885	5,695	2,848	611	2,236	16,285	51 %
7100	Physican Fees	5,000	3,333	1,355	1,978	417	135	282	3,645	73 %
7150	IT Communications	56,500	37,667	36,202	1,465	4,708	6,770	(2,062)	20,298	36 %
7200	Household Supplies	3,000	2,000	1,921	79	250	371	(121)	1,079	36 %
7300	Repair & Maintenance	42,000	28,000	45,516	(17,516)	3,500	5,072	(1,572)	(3,516)	(8)%
7310	Maintenance & Calibration	6,170	6,170	5,267	903	6,170	770	5,400	903	15 %
7350	Permits, Licenses & Fees	6,427	5,375	5,417	(42)	1,663	0	1,663	1,011	16 %
7360	Software Licensing	31,335	8,980	14,116	(5,136)	0	1,450	(1,450)	17,219	55 %
7400	Vehicle Parts & Supplies	44,720	29,813	33,090	(3,277)	3,727	4,146	(420)	11,630	26 %
7420	Offsite Vehicle Maint & Repair	16,882	11,255	15,003	(3,749)	1,407	235	1,172	1,879	11 %
7450	Equipment Parts & Supplies	26,940	18,007	19,015	(1,008)	1,983	2,161	(177)	7,925	29 %
7500	Small Tools Furniture & Equip	4,700	3,133	894	2,239	392	0	392	3,806	81 %
7550	Lab Supplies & Expense	35,720	22,913	20,808	2,106	1,927	1,155	771	14,913	42 %
7570	Aerial Pool Surveillance	6,000	0	0	0	0	0	0	6,000	100 %
7575	Surveillance	72,510	63,240	69,931	(6,691)	3,918	455	3,463	2,579	4 %
7600	Staff Training	85,700	54,717	36,298	18,419	4,696	6,607	(1,912)	49,402	58 %
7650	Equipment Rental	1,000	667	53	613	83	0	83	947	95 %
7675	Contract Services	164,827	98,892	74,858	24,034	14,653	11,293	3,360	89,969	55 %
7680	Cloud Computing Services	104,499	30,694	38,526	(7,833)	4,652	7,527	(2,875)	65,972	63 %
7700	Motor Fuel & Oils	130,300	86,867	77,344	9,523	10,858	7,229	3,629	52,956	41 %
7750	Field Supplies	14,600	9,733	2,438	7,295	1,217	1,017	200	12,162	83 %
7800	Control Products	573,616	518,219	495,003	23,215	6,873	35,762	(28,890)	78,612	14 %
7850	Aerial Applications	231,000	154,000	225,710	(71,710)	19,250	0	19,250	5,290	2 %
7860	Unmanned Aircraft Application Servic	40,000	26,667	561	26,106	3,333	0	3,333	39,439	99 %
8415	Capital Outlay	62,442	53,837	15,415	38,422	2,151	0	2,151	47,027	75 %
8510	Research Projects	150,000	95,779	102,305	(6,527)	13,559	90,668	(77,108)	47,695	32 %
9000	Contingency Expense	110,000	73,333	13,670	59,663	9,167	0	9,167	96,330	88 %
Total Operating		2,113,043	1,502,168	1,394,942	107,226	127,823	187,736	(59,913)	718,101	34 %

CVMVCD
Statement of Revenue and Expenditures
February 28, 2023

		Annual Budget	YTD Budget	YTD Actual	YTD Budget Variance	Current Period Budget	Current Period Actual	Current Period Variance	Annual Budget Variance	Percent Annual Budget
Contribution to Capital Reserves										
8900	Transfer to other funds	2,216,016	1,810,677	1,810,677	0	101,335	101,335	0	405,339	18 %
Total Contribution to Capital Reserves		2,216,016	1,810,677	1,810,677	0	101,335	101,335	0	405,339	18 %
Total Expenditures		14,478,089	10,151,724	9,943,738	207,987	1,060,309	1,140,484	(80,174)	4,534,351	31 %
Net revenue over/(under) expenditures		(1,000,000)	(3,187,396)	(2,343,876)	843,520	(1,055,059)	(1,132,593)	(77,533)		

CVMVCD
Balance Sheet
As of 2/28/2023

Assets		
Cash and Investments		
1000	Cash - Investments	14,528,045.76
1016	Petty Cash	500.00
1017	Petty Cash Checking	1,500.00
1035	CB&T General Checking	12,647.81
1036	CB&T Payroll Checking	<u>320,347.94</u>
	Total Cash and Investments	14,863,041.51
Current Assets		
1050	Accounts Receivable	1,284.00
1051	Lease Payments Receivable	11,227.54
1080	Interest Receivable	7,535.19
1085	Inventory	546,950.85
1166	Prepaid IT Service	1,450.00
1167	Prepaid Research Proposals	168,725.42
1168	Prepaid Insurance	162,738.39
1169	Deposits	<u>845,479.00</u>
	Total Current Assets	1,745,390.39
Fixed Assets		
1201	Leased Copier Asset #1 Ops Copier	14,694.42
1202	Leased Copier Asset #2 Admin Copier	19,670.89
1300	Equipment/Vehicles	2,117,915.50
1310	Computer Equipment	566,629.49
1311	GIS Computer Systems	301,597.91
1320	Office Furniture & Equipment	1,307,594.90
1330	Land	417,873.30
1335	Oleander Building	5,665,861.83
1336	Signage	23,651.39
1340	Structures & Improvements	3,244,697.72
1341	Bio Control Building	6,923,882.74
1342	Bio Control Equip/Furn	43,986.77
1398	Amortization Leased Equipment	<u>(32,179.65)</u>
1399	Accumulated Depreciation	<u>(11,329,232.93)</u>
	Total Fixed Assets	9,286,644.28

CVMVCD
Balance Sheet
As of 2/28/2023

Other Assets		
1520	Resources to Be Provided	3,514,102.32
1525	Deferred Outflows of Resources	2,842,951.00
1530	Deferred Outflows of Resources - OPEB	1,207,437.00
1900	Due to/from	<u>0.12</u>
	Total Other Assets	<u>7,564,490.44</u>
	Total Assets	<u>33,459,566.62</u>
Liabilities		
Short-term Liabilities		
Accounts Payable		
2015	Credit Card Payable	73,579.78
2020	Accounts Payable	440,779.04
2030	Accrued Payroll	151,865.11
2040	Payroll Taxes Payable	70,479.44
2175	Claims/Judgements Payable	54.61
2185	Employee Dues	6,930.81
2402	Leased Copier Asset # 2	<u>2,191.49</u>
	Total Accounts Payable	745,880.28
Deferred Revenue		
2025	Deferred Revenue	<u>11,250.00</u>
	Total Deferred Revenue	<u>11,250.00</u>
	Total Short-term Liabilities	757,130.28
Long-term Liabilities		
2100	Pollution Remediation Obligation	2,100,000.00
2200	Net Pension Liability	(750,483.00)
2210	Deferred Inflows of Resources	84,159.00
2230	Deferred Inflows - OPEB	880,545.00
2235	Deferred Inflow of Resources - Leases	15,436.75
2300	Net OPEB Liability	87,247.00
2500	Compensated Absences Payable	<u>887,219.76</u>
	Total Long-term Liabilities	<u>3,304,124.51</u>
	Total Liabilities	<u>4,061,254.79</u>

CVMVCD
Balance Sheet
As of 2/28/2023

Fund Balance		
Non Spendable Fund Balance		
3920	Investment in Fixed Assets	10,673,170.66
3945	Reserve for Prepaids & Deposit	1,041,259.68
3960	Reserve for Inventory	<u>459,270.86</u>
	Total Non Spendable Fund Balance	12,173,701.20
Committed Fund Balance		
3965	Public Health Emergency	<u>4,851,276.00</u>
	Total Committed Fund Balance	4,851,276.00
Assigned Fund Balance		
3910	Reserve for Operations	5,800,000.00
3925	Reserve for Future Healthcare Liabilities	453,746.00
3955	Thermal Remediation Fund	63,688.00
3970	Reserve for Equipment	726,018.00
3971	Reserve for Facility & Vehicle Replacement	<u>2,659,312.00</u>
	Total Assigned Fund Balance	9,702,764.00
Unassigned Fund Balance		
3900	Fund Equity	(568,650.76)
3991	Prior Year Adjustment GASB87	20,909.82
3999	P&L Summary	<u>4,005,097.29</u>
	Total Unassigned Fund Balance	3,457,356.35
Current YTD Net Income		(786,785.72)
	Total Current YTD Net Income	(786,785.72)
	Total Fund Balance	<u>29,398,311.83</u>
Total Liabilities and Net Assets		<u><u>33,459,566.62</u></u>

FINANCE

The financial reports show the preliminary balance sheet, receipts, and revenue and expenditure reports for the month ending February 28, 2023. The revenue and expenditure report shows that the operating budget expenditure for July 1, 2022, to February 28, 2023, is \$9,943,737 total revenue is \$7,599,862 resulting in excess revenue over (under) expenditure for the year to February 28, 2023, of (\$2,343,875).

THREE YEAR FINANCIALS

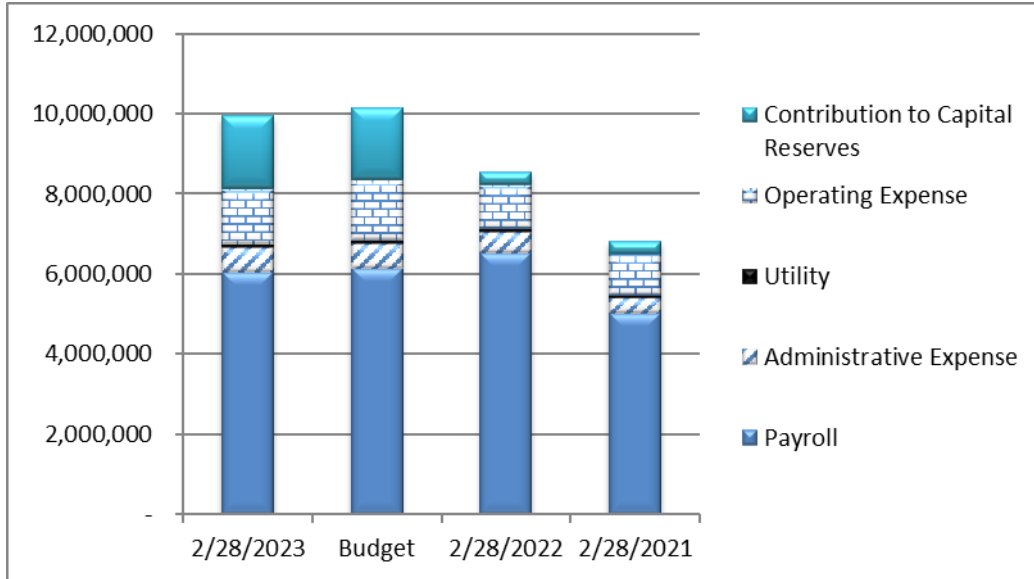


Figure 1 - Three Year Expenditure

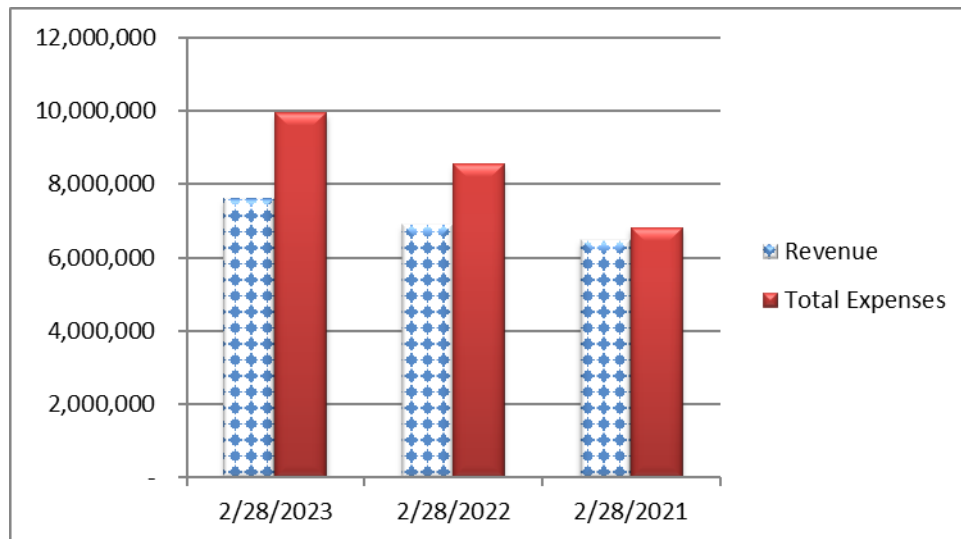


Figure 2 - Three Year Revenue & Expenditure

THREE-YEAR CASH BALANCE

Cash Balances	2/28/2023	2/28/2022	2/28/2021
Investment Balance	14,528,046	13,588,613	12,977,051
Checking Accounting	12,648	3,111	5,662
Payroll Account	320,348	128,310	99,401
Petty Cash	2,000	2,000	2,000
Total Cash Balances	14,863,042	13,722,034	13,084,115

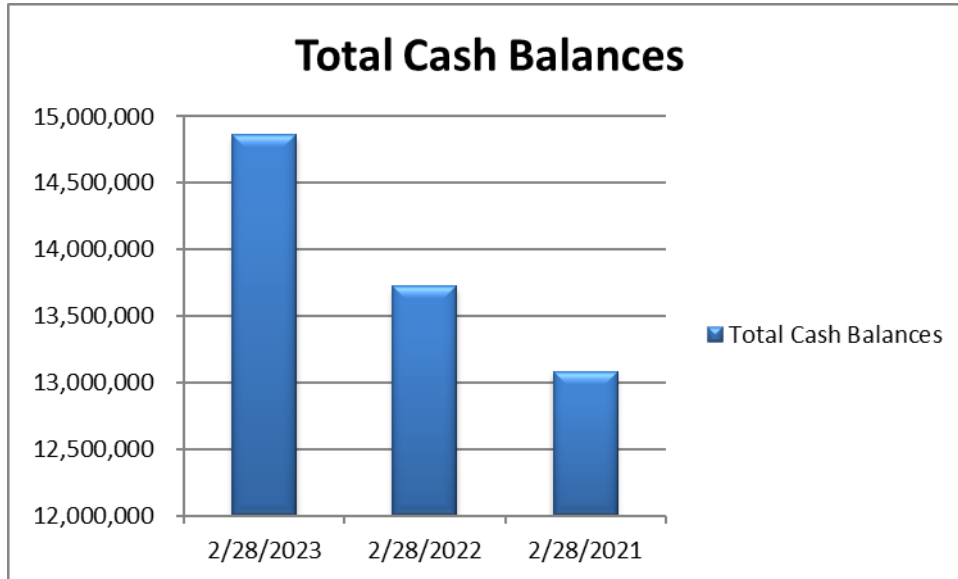


Figure 3 - Cash Balances

DISTRICT INVESTMENT PORTFOLIO 2/28/2023

The District’s investment fund balance for the period ending February 28, 2023, is \$14,528,046. The portfolio composition is shown in the pie chart. Local Agency Investment Fund (LAIF) accounts for 20% of the District’s investments; the Riverside County Pooled Investment Fund is 52% of the total. The LAIF yield for the end of February was 2.62% and the Riverside County Pooled Investment Fund was 3.15% this gives an overall weighted yield for District investments of 2.50%.

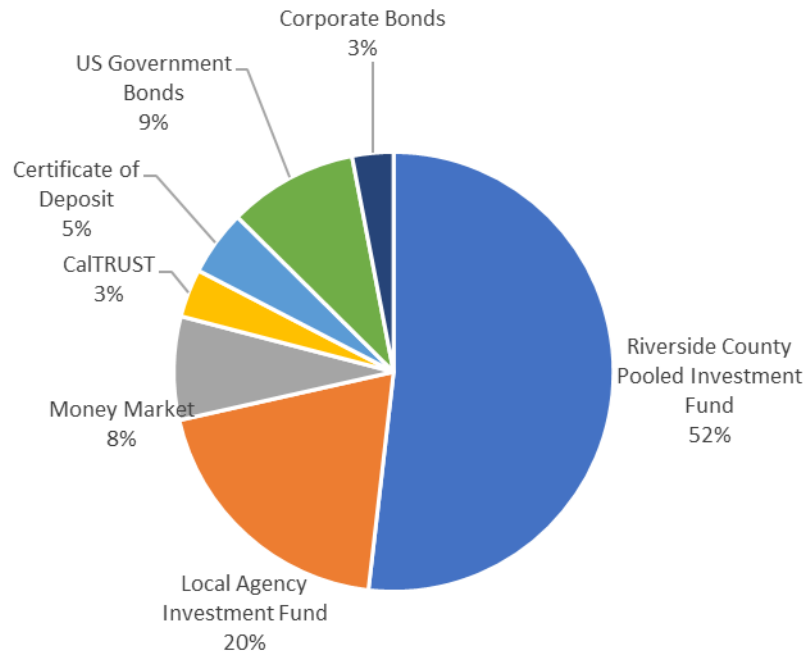


Figure 4 - Investment Portfolio 2/28/23

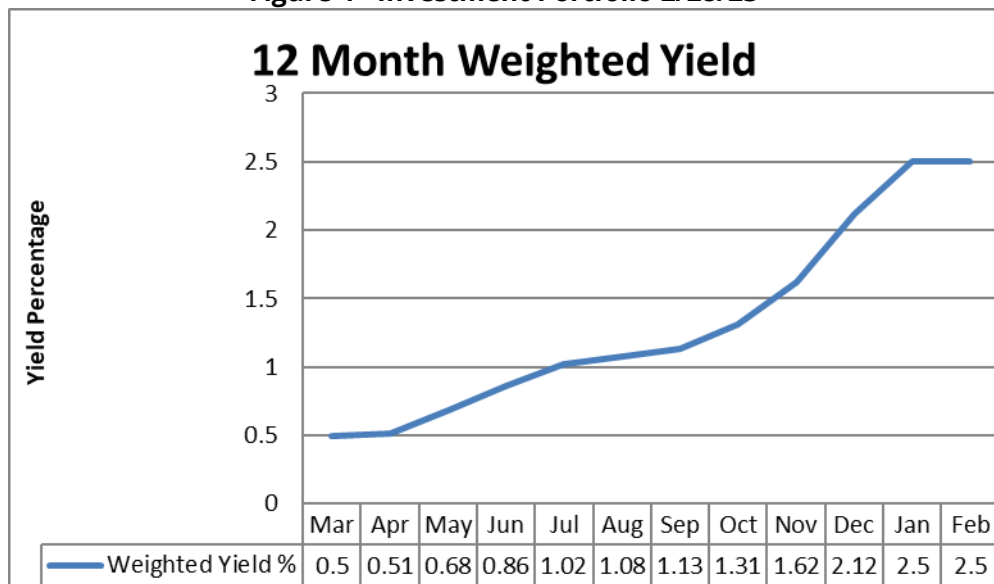
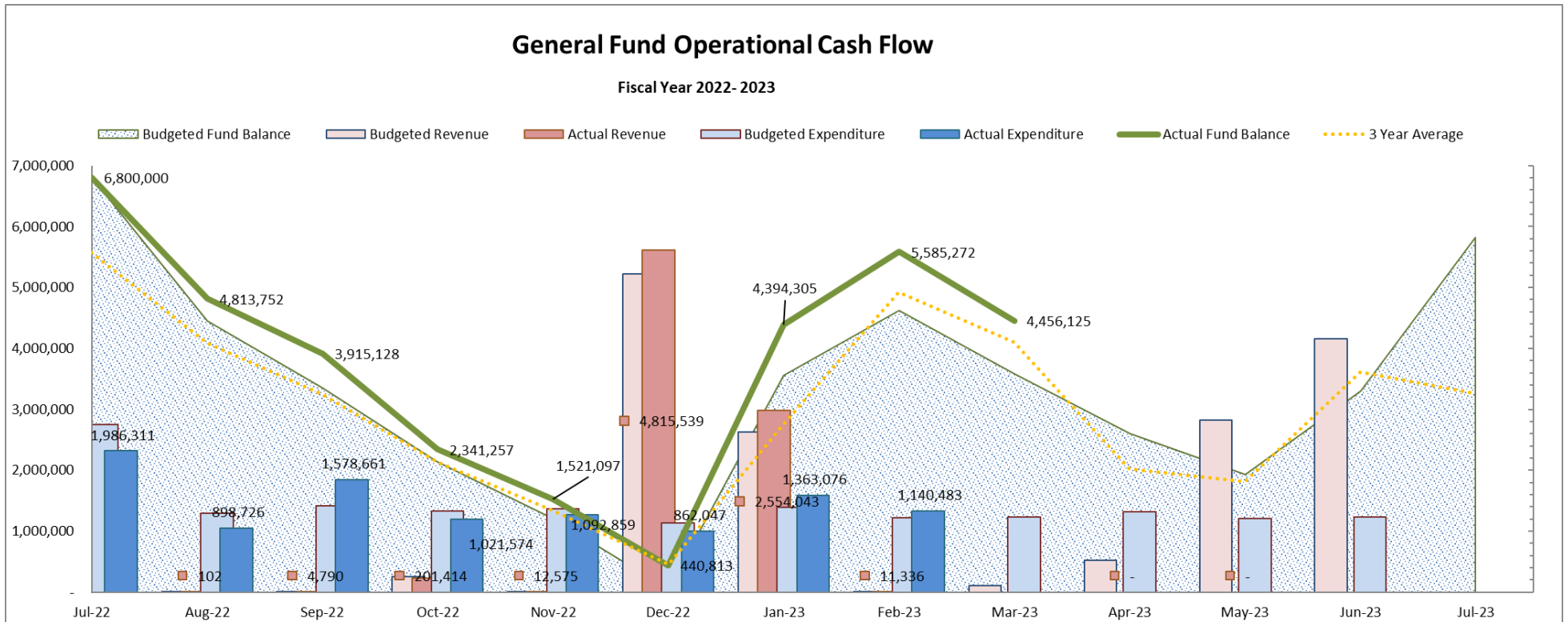


Figure 5 - District Investments Weighted Yield



The **General Fund Operational Cash Flow** graph outlines the District’s working capital for the fiscal year July 1, 2022, to June 30, 2023. The beginning fund balance is \$6.8 million and the ending fund balance is \$5.8 million. Expenditure is approximately divided by 12 equal months, with some differences accounting for the seasonality of the program for example control products and seasonal employment which are greater in the mosquito breeding season. July expenditure is higher than average because of the prefunding lump sum of \$0.3 million for CalPERS unfunded liability and the transfers to the capital reserves. The budget also accounts for prepayments. The revenue follows a different pattern, Riverside County distributes the property tax revenue in January and May with advancements in December and April. The *shaded area* represents the **Budgeted Fund Balance** which has a formula of (beginning) **Fund Balance** plus **Revenue** minus **Expenditure**. The *green line* represents the **Actual Fund Balance** and is graphed against the *shaded area* **Budgeted Fund Balance**. The *Three Year Average* Fund Balance is the orange dash line.

The graph shows a \$6.8 million **Fund Balance** plus total Revenue for July 1 to February 28, 2023, of \$7,599,862 minus total Expenses of \$9,943,737 is \$4,456,125. Revenue shows a favorable variance of \$635,534, Tax Increment and Property Tax Current Secured are higher than budgeted, investment income is also coming in higher than budget. Payroll expenses show a favorable variance of \$84,452, this is due to timing. For planning purposes, the District expenses are under budget by \$207,987 and revenue is over budget by \$635,534 giving a favorable variance of \$843,520. As long as the green line stays out of the shaded area the District is within budget, as of February 28, 2023, the line is outside the shaded area.



**Coachella Valley Mosquito
and Vector Control District**

March 14, 2023

Staff Report

Agenda Item: Informational Item

Important Budget Meeting Dates – **Finance Committee**

Background:

The Finance Committee and staff have scheduled the following meetings in preparation for the development of FY 2023-24 Budget. Please mark your calendars. We hope you can join us at these meetings as your input is very important.

- Tuesday, April 11, 2023 - **Finance Committee Meeting** 1:00 p.m. to 2:30 p.m. to discuss Budget draft #1
- Tuesday, May 2, 2023 - **Finance Committee Meeting** 1:00 p.m. to 3:00 p.m. to review the final Budget draft
- Tuesday, May 9, 2023 - Budget workshop with Board 4:30 p.m. to 5:30 p.m. (*Regular Finance Committee meeting: 3:30 p.m. to 4:30 p.m.*)
- Tuesday, June 13, 2023 - Regular Board meeting – Approval of FY 2023-24 Budget
- Tuesday, July 11, 2023 – Regular Board meeting and Public Hearing – Adopt Resolution approving Engineer’s Report, Confirming Diagram and Assessment, and Ordering the Levy of Assessments for fiscal year 2023-24



Serving Public Health Since 1928

CORRESPONDENCE

Melissa Tallion

From: Diane Greeman
Sent: Monday, February 27, 2023 11:24 AM
To: District Wide Group
Subject: Message

Ms. [REDACTED] Holmquist called to express her thanks and appreciation for the time and care she has experienced in working with Erica whenever she calls for service to her property on [REDACTED] in Indian Wells. In her own words, "She is the most patient, helpful and knowledgeable person. She has explained and taught me so much, that I think I could go work for you guys".

Love these calls, we do have an awesome crew!!



Serving Public Health Since 1928

Diane Greeman
Administrative Clerk
Office (760) 342 8287
www.cvmosquito.org
Coachella Valley MVCD



Coachella Valley Mosquito & Vector Control District

43-420 Trader Place, Indio, CA 92201 (760) 342-8287 (760) 342-8110
www.cvmosquito.org CVmosquito@cvmosquito.org @cvmosquito

MOSQUITO AWARENESS WEEK PROCLAMATION

APRIL 16-22, 2023

WHEREAS, the Coachella Valley Mosquito and Vector Control District’s (“District”) mission is to reduce the risk of disease transmission by mosquitoes and other vectors to protect Coachella Valley residents and visitors; and

The District recognizes that West Nile and St. Louis encephalitis viruses can lead to serious mosquito-borne diseases that can result in debilitating meningitis, encephalitis, or death to people and other wildlife; and

An invasive mosquito species, *Aedes aegypti*, which is capable of transmitting deadly viruses to people has been detected in all Coachella Valley cities and is spreading throughout California; and

A safe and environmentally sound procedure needs to be used in the control of mosquitoes; and

Educational programs have been developed to help the public understand how to protect themselves from mosquito-borne threats by staying indoors when mosquitoes are most active, wearing pants and long-sleeved shirts, using repellents containing EPA-registered active ingredients; and

Educational opportunities to help the Coachella Valley participate in source reduction in their yards have been promoted including removing water-holding containers as small as one tablespoon of water, cleaning fountains and pet dishes regularly, reducing urban drool, and maintaining a working pool or pond pumps; and

Adequately funded mosquito and vector control, disease surveillance, and public awareness programs are the best way to prevent outbreaks of mosquito-borne diseases; and

NOW, THEREFORE, the Board of Trustees of the Coachella Valley Mosquito and Vector Control District does hereby proclaim the week of April 16-22, 2023, as

Mosquito Awareness Week 2023

Dated this 14th day of March 2023

John Peña, President Board of Trustees

BOARD OF TRUSTEES

President JOHN PEÑA La Quinta | Vice President BENJAMIN GUITRON IV Indio
Secretary DR. DOUGLAS KUNZ Palm Springs | Treasurer CLIVE WEIGHTMAN Indian Wells
NANCY ROSS Cathedral City | FRANK FIGUEROA, Ed. D Coachella | GARY GARDNER Desert Hot Springs | DOUGLAS WALKER Palm Desert
STEVE DOWNS Rancho Mirage | BITO LARSON County at Large | JANELL PERCY County at Large | JEREMY WITTIE General Manager



Serving Public Health Since 1928

ENVIRONMENTAL REPORTS



Serving Public Health Since 1928

Coachella Valley Mosquito and Vector Control District

Staff Report

March 14, 2023

Agenda Item: Informational Item

National Pollutant Discharge Elimination System (NPDES) Annual Report – **Jennifer A. Henke, M.S., Laboratory Manager**

Background:

The District’s application of pesticides to and adjacent to Waters of the United States are subject to compliance with the Clean Water Act. In California, the State Water Resources Control Board administers the Vector Control General Permit for the National Pollutant Discharge Elimination System (NPDES). The District must annually file a report with the State Water Board and the Colorado River Regional Water Quality Control Board. The report is required to address:

1. Applications of control products made to or near waters of the United States
2. Any proposed changes to our Best Management Practices for applications to or near waters of the United States
3. A map of our application and target areas which are waters of the United States

The executive summary of the report is attached.

The District also maintains a Federal NPDES Pesticide General Permit and reports on applications made land under tribal jurisdiction. The report on 2022 applications included the 123 larvicide applications, 17 barrier applications, and 44 ULV applications.

Exhibits:

- 2022 NPDES annual report executive summary for California permit

2022 NPDES Annual Report

1. Annual Report**a. Executive Summary**

The Coachella Valley Mosquito and Vector Control District (hereafter, the District) is a non-enterprise independent special district accountable to the citizens of the Coachella Valley, charged with the protection of public health through the control of vectors and vector-borne diseases within its boundaries. The District operates in the Colorado River Basin Regional Water Quality Control Board District (Region 7). The District operates under the Statewide National Pollutant Discharge Elimination System (NPDES) Permit for Biological and Residual Pesticide Discharges to Waters of the United States from Vector Control Applications (Water Quality Order No. 2011-0002-DWQ as amended by Water Quality Order No. 2012-0003-DWQ, 2014-0038-EXEC, and 2014-0106-DWQ) since it became effective on November 1, 2011. The District currently operates under Water Quality Order No. 2016-0039-DWQ since it became effective on March 1, 2016.

The District made 718 larvicide treatments to 125 waters of the U.S. in 2022. The District also made 21 ULV applications of adulticides near private duck club ponds and 12 barrier applications of adulticides to vegetation adjacent to a water of the U.S. in 2022. The District complied with the instructions on the labels of the pesticides and continued to follow the guidelines of its Pesticide Application Plan (PAP) to minimize biological and residual pesticides. Per Order 2016-0039-DWQ, the monitoring and reporting requirements of the Vector Control Permit were modified to consist of reporting of any visual adverse effects or reporting of non-compliant applications as well as monitoring and reporting of pesticide application rates for all applications. The District continued to follow the guidelines of its Pesticide Application Plan (PAP).

b. Summary of Monitoring Data

No adverse impacts from vector control applications were noticed or reported by any of the individual applicators. No non-compliant applications were performed. The annual report tables have been modified to include the application rate for each application reported.

The Coalition will provide information on the incidence of West Nile virus and other similar public health threats in the Coalition's annual report. The

District detected West Nile virus in 107 mosquito pools and St. Louis encephalitis virus in 57 mosquito pools.

- c. Identification of Current Best management Practices (BMPs)
The District uses the BMPs outlined in the District's PAP. These include: training employees to prevent and respond to chemical spills; keeping pesticides in secure locations; calibrating spray equipment; checking the accuracy of use on a daily basis; maintaining certification of staff as State Certified Public Health Vector Control Technicians; and use of biological and physical methods of control mosquitoes when appropriate.
- d. BMP Modifications Addressing Violations
No violations of the General Permit were observed.
- e. Map of Applications
See Attachments A, B and C. Attachment A was made using our Mosquito Mobile application to show larvicide applications. Sites in the application are either points or polygons (polys) depending on the size of the site when it was digitized. Attachment B is the route where aerial ULV for adult mosquitoes took place. Attachment C is the maps of the barrier routes.
- f. Log of Applications made to Waters of the U.S.
See Pesticide Application Log (Attachment D). The application log includes 718 applications of larvicide made to waters of the U.S. It also includes 21 ULV applications of adulticide adjacent to waters of the U.S. and 12 barrier applications to vegetation situated near waters of the U.S.
- g. General Information on Applications.
See Pesticide Application Log. Dosage, concentration, and quantity of pesticide used are derived from District recommended rates based upon biological research and are within pesticide label rates. In some cases, the division of the application amount by the area applied makes it appear as if there was an exceedance per the label. The District discussed with the Riverside County Agricultural Commissioner the inaccuracy of measuring small amounts of liquid for application to small areas. The District adopted a standard procedure of measuring no less than 0.5 mL of liquid larvicide to be applied at small acreage sites.

Examining the ownership of properties within the District, several parcels are owned by Native American tribes. To be compliant with NPDES, the District has obtained permission to treat and an EPA NPDES permit for coverage of these areas. This may mean that there is a reduction in the number of

locations or in the locations themselves that are reported to the California Water Resources Control Board when compared to previous years.

- h. Visual Monitoring Data
No adverse impacts from vector control applications were seen or reported by individual applicators.
- i. Monitoring Program, BMPs and PAP Recommendations
The District has no recommendations for improving the current PAP and monitoring and reporting program.
- j. Pesticide Application Log
See 1f.

2. Updated PAP Components

Not applicable.

3. Self-Monitoring Reports

The District was not asked to submit any self-monitoring reports by the State Water Board or by the Colorado River Regional Water Quality Control Board.

4. Monitoring Reports

The District is a member of the Mosquito and Vector Control Association of California's Monitoring and Reporting Coalition. The MVCAC Coalition Monitoring Annual Reports summarizes the direction and outcome of the conversations between MVCAC and the SWRCB on potential changes to the Vector Control Permit.



Serving Public Health Since 1928

Coachella Valley Mosquito and Vector Control District

Staff Report

March 14, 2023

Agenda Item: Informational Item

EPA Pesticide Environmental Stewardship Program (PESP) – **Jennifer A. Henke, M.S., Laboratory Manager**

Background:

In 1994, the Environmental Protection Agency (EPA), established the Pesticide Environmental Stewardship Program (PESP) to promote the use of Integrated Pest Management (IPM) among users of pesticides. The American Mosquito Control Association (AMCA) became a member in 1997 and has since become a Gold-level member. AMCA tracks the methods that mosquito control districts across the United States reduce the risk of pesticide exposure to their employees and the members of their community.

The District became a Bronze level member in 2012. As part of its five-year strategy document, the District committed to tracking components of IPM that reduce the risk of pesticide exposure and that demonstrate that we are stewards of the environment. The District updated its five-year strategy in 2018 to account for the changes in our programs with the return of St. Louis encephalitis virus and detections of *Aedes aegypti*. The summary of our annual report for 2022 is attached.

Exhibits:

- 2022 CVMVCD EPA PESP annual report

The Coachella Valley Mosquito and Vector Control District's EPA Pesticide Environmental Stewardship Program 2022 Report

Introduction

The Coachella Valley Mosquito and Vector Control District (hereafter, the District) is an independent special district in southern California. We have adopted an Integrated Vector Management (IVM) program to control mosquitoes and red imported fire ants, and to a lesser extent, eye gnats and filth flies. In addition, the District helps Coachella Valley residents to rodent-proof their property by carrying out property inspections and providing expert advice. The work is done in the 2,400 square miles of our District boundary. We learned of the EPA's Pesticide Environmental Stewardship Program (PESP) through the American Mosquito Control Association (AMCA), a Gold Tier PESP Member. The District chose to join in 2012 to engage with others to reduce "potential health and environmental risks associated with pests and pesticide use and in implementing pollution prevention strategies." In 2017, the District updated its Strategy Document to reflect changes in the work being completed to protect public health.

The District applies control products where people live, work, and play to protect public health. The District's IVM program involves procedures for minimizing potential environmental impacts, while providing the necessary level of public protection from vectors and the pathogens they can transmit. The District employs IVM principles by first determining the species and abundance of vectors through evaluation of public service requests and field surveys of immature and adult vector populations; and then, if the populations exceed predetermined criteria, use the most efficient, effective, and environmentally sensitive means of control. For all vector species, public education is an important control strategy, and for some species, it is the District's only control method. In some situations, the District also uses biological control such as the placing of mosquitofish in ornamental ponds. When these approaches are not effective or are otherwise inappropriate, then control products are used to treat specific vector-producing or harboring areas to reduce vector populations.

The principles for mosquito and red imported fire ant control apply similarly to other vectors or nuisance species, including assessing the proximity to populated regions; the threat to surrounding organisms; the use of control products in strict accordance with label requirements; the eradication of breeding sources to prevent future re-infestation; educating the general public on preventative measures to prevent future colonization; and the administration of funding and institutional support necessary to accomplish these goals.

The IVM program as a whole, including registration and continuing education of state-certified field personnel, is reviewed and approved by the California Department of Public Health Services through a formal Cooperative Agreement that is renewed annually. For work on state lands and riparian zones, wetlands or other sensitive habitats, the District coordinates and reviews activities with the California Department of Fish and Wildlife, the

U.S. Fish and Wildlife Service, and the California State Lands Commission as Trustee Agencies. For chemical control activities, the District reports to and is periodically reviewed by the Riverside County Agricultural Commissioner.

The District's five-year strategy is to track the following criteria and to update the EPA PESP about our progress in our annual reports. What follows is the summary of our work in 2021, with a comparison to numbers reported in our 2020 report where appropriate.

ACTIVITY 1: SOURCE REDUCTION AND WORKING WITH MANAGERS OF PUBLIC LANDS

The District will work with other public agencies to implement focused and environmentally sound mosquito control strategies where necessary. As part of our IVM program, these activities typically include source reduction, sanitation, and the use of biopesticides to control vectors early in their life cycle. In some cases, highly focused applications of chemical pesticides are directed at confirmed vector species to control populations and protect public health. Appropriate measures include:

Measure 1: A list of non-drainage source reduction and sanitation efforts conducted to prevent mosquito and fly breeding.

The District and the Coachella Valley Water District are cooperating in an effort to ensure property owners properly control artesian wells to comply with state code. In recent years, sufficient groundwater pressure has returned to areas within the eastern Coachella Valley to cause flowing conditions in artesian wells and indicates a healthy aquifer. Decreasing overdraft and returning artesian conditions are goals of the *Coachella Valley Water Management Plan*, which seeks to reduce pumping costs and protect groundwater quality. Replenishing the eastern portion of the Coachella Valley's aquifer with imported water is a crucial component of the valley-wide plan. It is important that the construction or repair of artesian wells is performed in a manner to prevent unchecked flowing conditions. Uncontrolled flows from artesian wells, can result in non-beneficial use of water, and may create standing pools that become unwanted breeding grounds for mosquitos. The Districts cooperated to work with property owners to repair wells and developed a rebate program to defer some of the costs for these repairs; 3 sites were repaired, impacting 61 acres of potential breeding sources. The District can provide a list of property owners and locations upon request. This is same as what was listed in 2016.

Some property owners in the eastern Coachella Valley operate duck hunting clubs in the winter. Water confined to ponds on the property can breed mosquitoes, but mosquito activity typically decreases as the water ages. Breaks in levees and release of water to desert flooding sites create new mosquito breeding sites which can be difficult to treat. In order to reduce desert flooding, the District implemented a policy in 2015 for duck clubs where any water not confined in a pond or designated drainage ditch system would result in charges for mosquito control products used to treat those areas. The duck clubs owners discussed their flooding plans and conducted conservation efforts which led to less mosquito

production and fewer chemical treatments. In 2016, two clubs (Pintail and Tres Rios) did not flood, resulting in 51.7 acres of dry land. In 2017, five clubs did not flood (Adohr's, Middle Farms, Northwind, Pintail, and Tres Rios) resulting in 205.43 acres of dry land. These clubs have continued to not intentionally flood, resulting in 186.49 acres of dry land.

In 2021, Blue Beyond Fisheries in Desert Hot Springs was served abatement papers and have reduced source sites and completed suggested sanitation measures. In 2022, Blue Beyond Fisheries reduced source sites and continues to work on completing suggested sanitation measures.

In 2022, a resident in the City of Mecca, successfully completed modifications to an artesian well in her property. Source is no longer conducive to mosquito breeding. The District has a reimbursement program that is run in partnership with Coachella Valley Water District. The resident applied for and was granted reimbursement through the Artesian Well Rebate program which resulted in a full reimbursement for all costs associated with the repair.

In 2022, Sunset Farms were provided abatement documentation. Since, they have conducted repairs in some areas of concern. The work continues to be ongoing into 2023.

Measure 2: A list of the drainage source reduction projects that are actively reducing mosquito breeding and therefore any risks that would have been associated with pesticide applications. This list may include projects completed in previous years that are still functioning.

The eastern half of the valley is primarily agricultural and contains 70 miles of open channels that convey water from the subsurface tile drain system and storm water to the Salton Sea. Between scheduled maintenance, channels grow vegetation which may create places for mosquitoes to breed. The Coachella Valley Water District is the agency primarily responsible for maintaining these channels. In 2012, we began working with CVWD to prioritize channel maintenance schedules. Seventeen channels have been cleared or restored since 2012, consisting of 155,450 linear feet and impacting 169.2 acres of potential breeding.

In 2020, a drainage area around the City of Cathedral City Library was cleared in partnership with the Department of Public Works. Work on this continued in 2021, and the drainage has improved.

In 2021, Bighorn Country Club worked with a District employee to reduce sources in houses that are occupied seasonally. The property management has improved maintenance and access to reduce mosquito sources.

In 2022, the District worked with Public Works Departments in the City of Rancho Mirage, the City of Palm Springs, and the City of Desert Hot Springs to improve drainage and reduce sites of excessive plant growth and debris which can limit the effectiveness of mosquito control

applications. We also provided information using District's Best Management Practices to reduce or eliminate mosquito breeding sources.

Measure 3: A list of the names and numbers of municipalities, agencies, agricultural land owners, and other members of the public that are performing Best Management Practices to reduce vector development. This may include changes in irrigation to agricultural lands, water management practices on golf courses for ant control, and water and waste management practices at nurseries.

The District works with municipalities, agencies, agricultural land owners, and other members of the public to reduce vector development. Because of the District's extensive work in previous years, this list is unchanged from our 2018 report.

Mosquito issues: City of Cathedral City, City of Coachella, City of Desert Hot Springs, City of Indian Wells, City of Indio, City of La Quinta, City of Palm Desert, City of Palm Springs, City of Rancho Mirage, Community of Bermuda Dunes, Community of Mecca, Community of Northshore, Community of Oasis, Community of Thermal, Community of Thousand Palms, Coachella Valley Water District, County of Riverside, California Department of Public Health, California Department of Fish and Wildlife, University of California Extension Service, California Department of Food and Agriculture, Agua Caliente Band of Cahuilla Indians, Cabazon Band of Mission Indians, Torres Martinez Desert Cahuilla Indians, Twenty-Nine Palm Band of Mission Indians, US Fish and Wildlife, Artesian Duck Club, Coldwater Duck Club, Mecca Land Duck Club, Model A Duck Club, Sunrise Marsh, LLC, 26th Corporation, Adohr's Duck Club, Middlefarms Duck Club, Northwind Duck Club, North Shore Duck Club, Cocopah Date Farm, Hadley Dates, Oasis Dates, Bagdesarian Ranch, Desert Mist Ranch, Primetime Industries, Blue Beyond Fisheries, Desert Sea Farms, Golden Pond Fishery, Inc., Sunshine Forest, Inc., Kent Sea Tech Corp., Tres Rios Duck Club, Pintail Duck Club, 1 private homeowner, Palm Valley Country Club, the Desert Cities Homeowner Association Council, Outdoor Resorts Motorcoach Park, and Safari Mobile Home Park.

Flies: C and R Farms, Living Desert, SA Recycling, University of California Extension Service, California Department of Food and Agriculture, Prime Time Farms, Andalusia at Coral Mountain Golf Course, The Palms Golf Club, and Trilogy Golf Club.

ACTIVITY 2: VECTOR AND DISEASE SURVEILLANCE

As part of the District's IVM program, surveillance is a key component that drives the use of pesticides in appropriate doses and locations. Prior to any pesticide application, confirmation is made of the number and species of vector. For mosquito control, surveillance is also conducted for the pathogens which cause disease in the public, e.g., the viruses that cause West Nile Encephalitis, St. Louis Encephalitis, and western equine encephalomyelitis. Detection of high numbers of adult mosquitoes and virus drives the District Risk Modeling and Operational Strategy, where focused applications of adulticides are made to protect vulnerable members of the public.

Measure 1: The number of days we apply control products for adult mosquito control. For Ultra Low Volume (ULV), the amount of acreage covered and the amount of product used. For barrier applications, the linear feet covered or the acreage covered and the amount of product used. For catch basin adulticiding, the number of control application spots, the number of areas or neighborhoods covered, and the amount of product used.

In 2022, the District used adulticide products 82 days, 82 fewer days than in 2021.

We applied 38.82 gallons of Aqua-Reslin, 69.59 gallons of Scourge 18+54, and 123.6 gallons of EverGreen 5-25 to cover 42,434 acres on 21 nights using Ultra Low Volume methods through helicopter-mounted sprayers. We used ULV application methods on truck-mounted sprayers to cover 6,333.04 acres using 4.74 gallon of Aqua-Reslin, 15.7 gallons of DeltaGard, 14.73 gallons of EverGreen 5-25, and 7.21 gallons of Merus 3.0. In residential yards, we used 0.0055 gallons of Aqua-Reslin using backpack sprayers for ULV applications for Aedes treatments, down from 0.092 gallons in 2021.

Using barrier sprays, we applied 3.17 gallons of Demand CS to 18.5 acres over 15 days in response to high mosquito collections as well as WNV and SLEV positive samples. We applied 1.91 gallons of Demand CS to backyards for control of Aedes mosquitoes, an increase from 0.67 gallons in 2021.

Applications for adult mosquito control also included 3 neighborhoods where catch basins were treated for adults at 8 specific catch basins. We used 0.000077 gallons of Aqua-Reslin in these treatments.

Measure 2: The number of nights we trapped for adult mosquitoes and the number of trap-nights, where a trap-night is one night for which a trap is set (for example, four traps set for three nights equals 12 trap-nights). Numbers will be specific to *Culex* mosquitoes and to invasive *Aedes* mosquitoes, as they vector different diseases and require different control strategies.

We trapped on 139 nights for *Culex* surveillance for a total of 3,538 trap nights where a trap night is one night for which a trap is set (for example, four traps set for three nights equals 12 trap nights). Additional surveillance for *Aedes* was performed on 141 nights for a total of 3,590 trap nights. This brings us to a combined total of 148 nights of trapping (CO₂, gravid, and BG-Sentinel traps) for 7,128 total trap nights. This is more than 2021 (6,613 traps for 144 nights for 6,613 trap nights).

Measure 3: The number of inspections made for larval mosquitoes.

We made 56,368 inspections for larval mosquitoes, a 3.82% increase.

Measure 4: The number of applications made for larval mosquitoes and the amount of chemical used.

We made 25,902 applications to control larval mosquitoes, which includes treatments as a result of invasive *Aedes* inspections. The total number of treatments is a 7.00% decrease in individual treatments. Total acreage treated was 20,833.25 acres for larval mosquitoes.

Product Name	EPA Registration Number	2022 Amount Used	Percent Change
Agnique MMF	53263-28	1.06 gallons	-96.41%
Altosid Briquets	2724-375	60 briquettes	-67.21%
Altosid Liquid	2724-392	1.38 gallons	68.29%
Altosid Pellets	2724-448	1146.37 pounds	1477.43%
Altosid P35	89459-95	33.51 pounds	-98.57%
Altosid XR Briquets	2724-421	645 briquettes	20.11%
Aquabac 200G	62637-3	1765.09 pounds	-18.05%
Censor	8329-80	8572.1 pounds	99.30%
Duplex G	89459-93	0.24 pounds	-85.45%
FourStarBriquet 180d	83362-3	0 briquettes	-100.00%
In2Mix	91720-1	0 sachets	-100.00%
Kontrol	73748-10	43.01 gallons	-9.30%
MetaLarv S-PT	73049-475	1327.73 pounds	238.15%
MetaLarv XRP	73049-475	146 pouches	-7.01%
Natular 2EC	8329-82	12.54 gallons	201.44%
Natular G	8329-80	1234.2 pounds	204.76%
Natular G30	8329-83	1717.74 pounds	-30.64%
Natular T30	8329-85	7 tablets	-90.79%
Natular XRT	8329-84	1080 tablets	27.81%
Natular DT	8329-602	3 tablets	New in 2022
Spheratax WSP	84268-2	0 pouches	-100.00%
SumiLarv 0.5G	1021-2819	0 pounds	-100.00%
VectoBac 12AS	73049-38	84.38 gallons	276.02%
VectoBac G	73049-10	3373.38 pounds	-41.93%
VectoBac WDG	73049-56	5,692.04 pounds	50.44%
VectoLex WDG	73049-57	0 pounds	-100.00%
VectoMax FG	73049-429	1534.04 pounds	-73.57%
VectoMax WSP	73049-429	0 pouches	-100.00%

Measure 5: The number of dead birds tested for virus and the number of dead birds positive for virus.

We tested 0 dead birds for WNV. This is 4 fewer birds tested than in 2021.

Measure 6: The number and timing of mosquito samples collected for disease surveillance and the number and timing of positive mosquito samples.

Date Ranges	2-Week Period	Total samples tested	<i>Culex</i> samples tested	WNV positive samples	SLEV positive samples	<i>Aedes</i> samples tested	CDZ* positive samples
01/02/22-01/15/22	1	51	50	1	0	1	0
01/16/22-01/29/22	2	13	10	0	0	3	0
01/30/22-02/12/22	3	90	87	0	0	3	0
02/13/22-02/26/22	4	23	16	0	0	7	0
02/27/22-03/12/22	5	106	105	0	0	1	0
03/13/22-03/26/22	6	386	371	0	0	15	0
03/27/22-04/9/22	7	329	319	0	0	10	0
04/10/22-04/23/22	8	392	375	0	0	17	0
04/24/22-05/07/22	9	433	415	0	0	18	0
05/08/22-05/21/22	10	362	341	0	0	21	0
05/22/22-06/04/22	11	413	383	0	0	30	0
06/05/22-06/18/22	12	447	401	3	0	46	0
06/19/22-07/02/22	13	433	374	2	0	59	0
07/03/22-07/16/22	14	350	302	26	0	48	0
07/17/22-07/30/22	15	219	188	9	4	31	0
07/31/22-08/13/22	16	248	206	8	2	42	0
08/14/22-08/27/22	17	366	321	31	29	45	0
08/28/22-09/10/22	18	301	262	20	10	39	0
09/11/22-09/24/22	19	370	321	1	8	49	0
09/25/22-10/08/22	20	684	617	2	2	67	0
10/9/22-10/22/22	21	675	608	2	1	67	0
10/23/22-11/05/22	22	641	560	2	1	81	0
11/06/22-11/19/22	23	363	313	0	0	50	0
11/20/22-12/03/22	24	194	170	0	0	24	0
12/04/22-12/17/22	25	15	13	0	0	2	0
12/18/22-12/31/22	26	0	0	0	0	0	0
	Totals	7904	7128	107	57	776	0

This is a 28% increase in the number of samples tested, reflecting the increase in mosquito collections of *Culex tarsalis* in 2022. *Aedes* pools which were tested for arboviruses such as chikungunya, dengue, and Zika *(CDZ).

Measure 7: The percentage of infestation of red imported fire ants at inspected locations.

Inspections done to determine if treatment is needed showed that 96% of sites surveyed did have red imported fire ants.

Measure 8: The percent reduction of red imported fire ants at follow-up visits.

Follow-ups to sites showed that there was a 68% reduction in the fire ants.

Measures 9 and 10: The number and location of traps used for fly surveillance. An estimate of the number and timing of flies trapped for the year.

No traps were set for fly surveillance this year and no flies were identified or counted for fly surveillance.

ACTIVITY 3: BIOLOGICAL CONTROL

The District conducts biological control where feasible, using mosquitofish reared on site. Biological control agents are stocked on private property in accordance with California Department of Fish and Wildlife Policy.

Measure 1: The number of mosquitofish stocked.

We stocked **2,746** mosquitofish (a 23% increase; in 2021, 2,231 mosquitofish were stocked).

ACTIVITY 4: TRAINING VECTOR CONTROL STAFF

District technicians are highly trained individuals who daily use techniques to reduce pesticide risk. As certified California Vector Control Technicians, staff receives training in biennial cycles on pesticides, mosquitoes, other invertebrates, and vertebrates of importance to public health as approved and required by the California Department of Public Health. In addition, staff is also trained in-house on standard operating procedures, including but not limited to, spill prevention and clean-up, identification of protected species, and calibration of equipment.

Measure 1: The number of certified VCTs on staff was **55** as of December 31, 2022. This is four more VCTs than at the same time the previous year.

Measure 2: The type of training received annually. This may include annual conferences, college programs, special training, and in-house training.

Outside Training:

Training	Number of Attendees
American Mosquito Control Association Annual Conference	7
California Association of Public Information Officials	1

California Public Employers Labor Relations Association	1
California Special Districts Association Annual Conference	3
California Special Districts Association Clerk of the Board Annual Conference	0
Entomological Society of America Annual Conference	3
Mosquito and Vector Control Association of California Annual Conference	11
National Information Officers Association	1
Society for Vector Ecology	2

In-house Training:

TRAINING	DATE	ATTENDEES
Department Specific		
N-Series - Annual Pesticide Handler Safety Training	1/27/2022	70
Labels and Safety Data Sheets	1/27/2022	70
Control Product Use and Selection	2/17/2022	70
Resistance Management and Product Rotation	2/17/2022	70
Respirator Use and Fit video	2/17/2022	70
Listed Species, CEQA, and NPDES	2/17/2022	70
Safe Pesticide Handling and Personal Protective Equipment	2/17/2022	70
Spill Prevention and Clean-up	2/17/2022	70
Recognizing and Preventing Heat Stress	2/17/2022	70

**The date above reflects when the initial training was given. Additional or make-up trainings may have occurred at later dates. Videos of all material used for trainings are on Employee Portal.*

ACTIVITY 5: PUBLIC OUTREACH

The District believes that educating members of public is important in reducing pesticide risk. As the public becomes better informed about vectors and vector control issues, vector populations will be reduced and applications of chemicals will be reduced.

Measure 1: The number of IVM brochures and flyers distributed for the calendar year was **nearly 50,000 printed pieces**. These materials include invasive *Aedes* warning notifications sent by mail or delivered door-to-door, and brochures and informational handouts distributed at presentations and events, all including IVM messaging. This is an increase from 2021 when 31,500 IVM information materials were distributed and is an increase from 2019 (33,000 materials distributed).

Measure 2: Amidst the pandemic year, District staff was still able to conduct **149** outreach activities in 2022 that covered the topics of IVM, environmental stewardship, or PESP, reaching around **11,000** people. This is almost four times the number of people reached face-to-face from the previous year (3,000 people).

Measure 3: The number of paid TV, radio, and newspaper spots was **1,852** in 2022 (2,113 in 2021). Six media releases were distributed in throughout the season, resulting in **23 TV, radio, newspaper, and electronic news stories** in both English and Spanish. Heavy emphasis was put on capturing website visits in 2022 and resulted in about **75,000 pageviews** (an increase from 61,000 in 2021). Further, social media platforms create a value added for our audience. We have 1,813 followers across social media platforms. From 16 paid campaigns, we enjoyed **more than a half million impressions**. We also release information directly to email subscribers totaling **4,184** in 2022.



Serving Public Health Since 1928

Coachella Valley Mosquito and Vector Control District

Staff Report

March 14, 2023

Agenda Item: Informational Item

California Environmental Quality Act (CEQA) Mitigated Negative Declaration Annual Compliance Report – **Jennifer A. Henke, M.S., Laboratory Manager**

Background:

On October 11, 2011, the Board of Trustees of the Coachella Valley Mosquito and Vector Control District approved a Mitigated Negative Declaration regarding District activities, specifically its Integrated Vector Management Program (Resolution 2011-18). On September 13, 2022, the Board adopted a Supplemental Mitigated Negative Declaration for the IVM Program (Resolution 2022-23).

Pursuant to Section 21081.6 of the Public Resources Code and the CEQA Guidelines Section 15097, a public agency is required to adopt a monitoring and reporting program for assessing and ensuring compliance with the required mitigation measures applied to a proposed project for which a mitigated negative declaration has been prepared. As stated in the Public Resources Code:

“...the public agency shall adopt a program for monitoring or reporting on the revisions which it has required in the project and the measures it has imposed to mitigate or avoid significant environmental effects.”

The District is required to self-monitor continuously and to complete an annual Compliance Report. The summary of the report is attached.

Exhibits:

- 2022 CEQA annual report executive summary

Coachella Valley Mosquito and Vector Control District
43-420 Trader Place, Indio, CA 92201

CALIFORNIA ENVIRONMENTAL QUALITY ACT (CEQA)
MITIGATED NEGATIVE DECLARATION
2022 ANNUAL COMPLIANCE REPORT

BACKGROUND

The California Environmental Quality Act (CEQA) requires public agencies to conduct an environmental review to determine the cumulative impact of their activities on the environment. The Coachella Valley Mosquito and Vector Control District (hereafter, the District) conducted an Initial Study in July 2011 to determine the cumulative effects of its Integrated Vector Management Program to all parts of the District's jurisdiction (Project). In the Initial Study, the District determined that the Project could have a significant impact on the environment that could be made not significant through mitigation. Thus, the District prepared and adopted a [Mitigated Negative Declaration](#) on October 11, 2011.

As part of its Mitigated Negative Declaration, the District, in accordance with Section 21081.6 of the Public Resources Code and the *CEQA Guidelines* Section 15097, adopted a monitoring and reporting program for assessing and ensuring compliance with the required mitigation measures applied to its Project.

In 2022, the District engaged a consultant to review the District's IVM program, including consideration of changes that are part of the District's 2022-2025 Strategic Business Plan. The District ultimately completed a Supplement to 2011 Mitigated Negative Declaration, and the [Supplement](#) was adopted September 13, 2022. While the original MND remains the primary document, the District has updated its Mitigation and Monitoring Reporting Program in the Supplement MND. The review indicated that many of the items listed in the previous program were not mitigation and not a necessary part of this report.

This is the Annual Compliance Report detailing the monitoring which took place in 2022. What follows are the mitigation measures listed in the Mitigated Negative Declaration, and the actions indicating compliance from the Supplemental Mitigation Monitoring and Reporting Program. Overall, the District complied with the Mitigation Monitoring and Reporting Program, ensuring that its Integrated Vector Management Program did not have significant impact on the environment.

Prepared by Jennifer A. Henke, M.S., Laboratory Manager
February 1, 2023

Mitigation Measure 1: *The movement of All Terrain Vehicles (ATVs) shall be guided by the ground crew to avoid any damage to wildlife, if present. The use of ATVs by the District shall not have a significant effect on the environment by limiting its activities to agricultural areas such as irrigated date gardens.*

In the spring months on the west side of the Salton Sea, use of the ATVs shall be limited to existing dirt roads around the flooded areas of fishery ponds. The District staff shall use existing dirt roads around the fish farm ponds and shall enter only those open areas under the salt grass in the vicinity of the fish farm ponds. In the fall months the use of ATVs shall be limited to sites such as duck club ponds that are man-made.

Actions indicating compliance:

- The Administrative Clerk will maintain a record of where District staff use ATVs from the key log of the Lead Technicians.
- The Field Supervisors and Fleet Maintenance Staff train the technicians annually on the proper use of ATVs as well as the appropriate habitats in which they should be used.

2022 activity: The District used ATVs twelve times during breeding season (March – June) near the shoreline to examine the need for an aerial applications in response to higher than expected mosquito collections. Use was restricted, and staff watched for signs of wildlife. Otherwise, ATV use in the spring and early summer was restricted to agricultural fields. ATVs were used in the duck clubs during the late summer, fall and winter. Ten employees were trained on September 27, 2022, which is the annual training in preparation for increased used in duck hunting club and shoreline habitats.

Mitigation Measure 2: *The District shall use mosquitofish (Gambusia affinis) only in private man-made bodies of water for mosquito control – neglected pools, in ornamental ponds, and fountains (e.g., golf course ponds) with no connectivity to public waters. The District shall not plant mosquitofish in public waters within Riverside County without the written concurrences of the California Department of Fish and Wildlife (CDFW).*

Action indicating compliance:

- The District Biologist will provide a report of the use and location of mosquitofish stocking.

2022 activity: Mosquitofish were stocked in neglected swimming pools, ornamental ponds, and water troughs. Fish were used in man-made bodies of water for mosquito control. A map of treatments is available upon request.

Mitigation Measure 3: *The District shall consult with the California Department of Wildlife (CDFW) before Project activities commence to determine current and planned desert pupfish refugia and other important areas for desert pupfish. The District shall not plant mosquitofish in current or planned desert pupfish refugia or other important areas for desert pupfish, including but not limited to the following:*

- i. McCallum/Simone pond and Visitor Center Pond and any water course at the Thousand Palms Preserve, along Thousand Palms Canyon Drive.*
- ii. The Sharon pond, the Seep pond, the Oasis pond or the Cienega (Sonoran) pond located at The Living Desert Zoological Gardens.*
- iii. The small pond behind the Salton Sea State Park Headquarter, Varner Harbor at the State Recreation Area where desert pupfish may be restocked, and nearby North Shore Marina (North Shore Beach and Yacht Club).*
- iv. Any pond or watercourse located at the Dos Palmas Preserve, the Oasis Springs, Ecological Reserve, and Salt Creek.*
- v. The University of California, Riverside Palm Desert pond.*
- vi. Any future pupfish refuges, including the Coachella Valley Water District desert pupfish mitigation ponds (25 acres at the Garfield Street site).*
- vii. The approximately 25 irrigation drains that have at least seasonal connection to the Salton Sea.*

Action indicating compliance:

- The Laboratory Manager will maintain a record of consultation with CDFW and other agencies regarding the use of mosquitofish pursuant to potential areas that desert pupfish may occupy or that have suitable habitat for desert pupfish.

2022 activity: Mosquitofish were stocked in neglected swimming pools, ornamental ponds, and water troughs. Fish were used in man-made bodies of water for mosquito control. The Laboratory Manager did not have any consultations with CDFW or other agencies in 2022 regarding the use of mosquitofish in areas where desert pupfish do or may occupy.



Serving Public Health Since 1928

DEPARTMENT REPORTS

Human Resources

November 2022-February 2023

Staff Training

The District takes advantage of the slower part of the year to conduct annual training and provide certified staff to complete mandatory continuing education units (CEU). Additional CEU training dates were held in addition to the list below when weather conditions did not permit regular mosquito control work to be conducted.

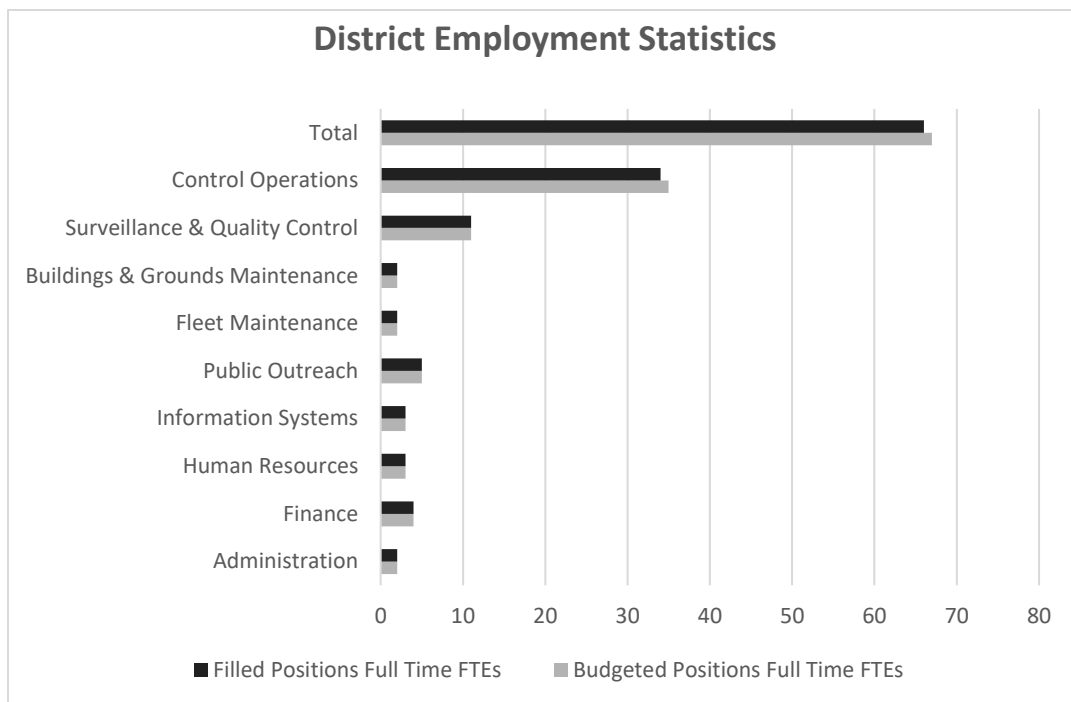
- On January 5, 2023, all certified staff participated in the following virtual training:
 - N-series, Labels, and Safety Data Sheets
 - IVM Principles
 - CEU Webinar: Read the Label – Pesticide Label Guidance
 - CEU Webinar: Understanding Formulations and their Uses.
 - Product Selection

- On January 12, 2023, all staff participated in the following virtual training:
 - Injury, Illness, and Prevention Program
 - Communication Tools
 - Mosquito Biology
 - All Certified Staff Attended Additional Annual Training on:
 - Pesticide Handling, Storage, and Sage Use; Spill Prevention and Clean-Up; Respirator Safety
 - Non-chemical options of control; NPDES
 - CEU Webinar: Arrested Development: How IGRs work and work for Pest Management Professionals

- On January 26, 2023, all staff participated in the following virtual training:
 - Respectful Civil Workplace Training
 - District's 2023 Strategic Goals Overview
 - All Certified Staff Attended Additional Annual Training on:
 - CEU Webinar: Spray Tip Technology
 - Listed Species Review
 - CEU Webinar: Don't Miss Innovations in Residual Larvicides
 - Using the Ops Program; Detecting Mosquito Viruses
 - NPDES
 - CEU Webinar: The Delicate Balance of Aerial Mosquito Control Applications and a Healthy Environment

- On February 9, 2023, all staff participated in the following virtual training:
 - COIN Communication - Respectful Civil Workplace Training Edition
 - Sterile Mosquitoes
 - All Certified Staff Attended Additional Annual Training on:

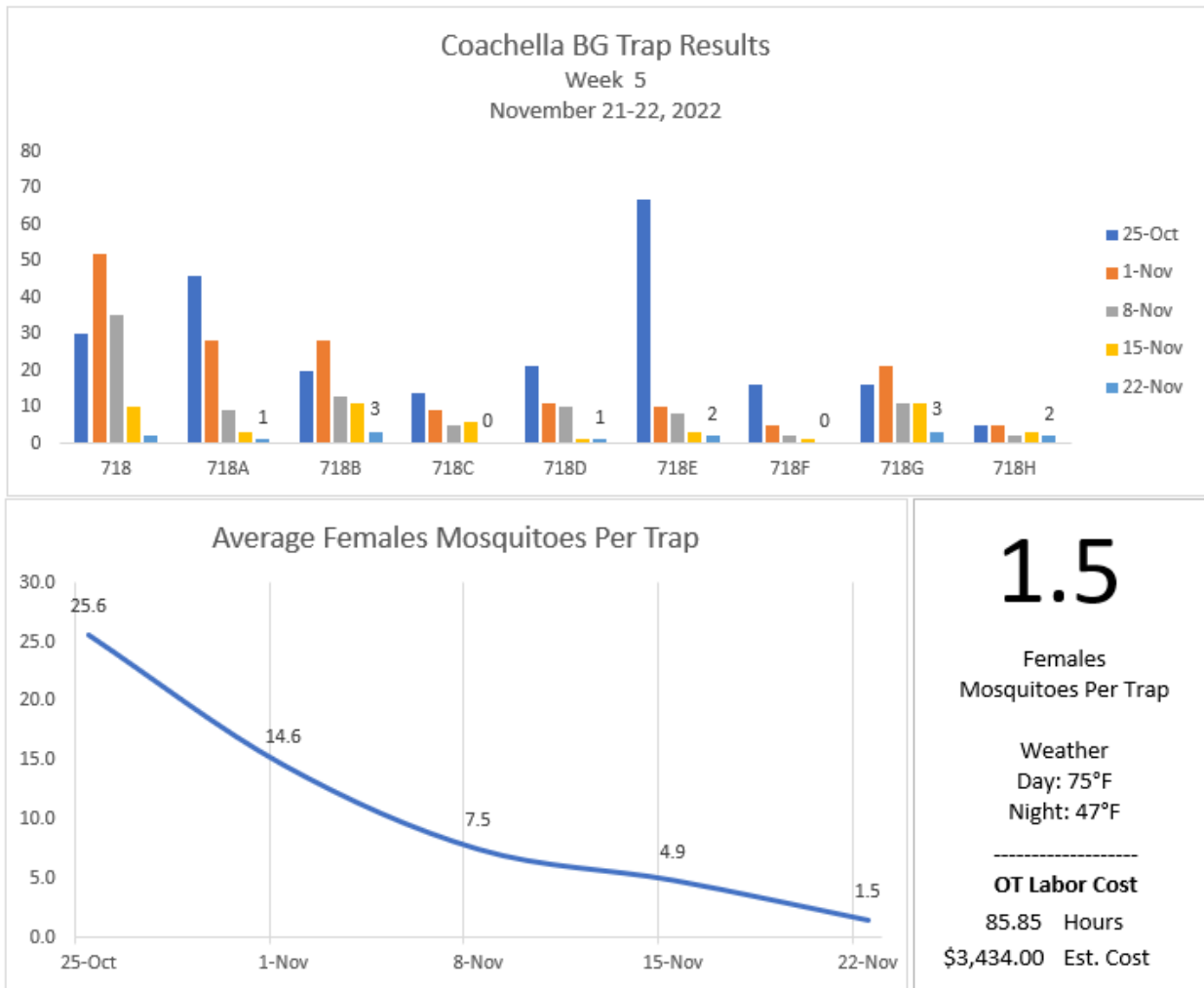
- CEU Webinar: History of Typhus in the US
 - CEU Webinar: Cockroaches and Silverfish
 - Source Removal Objectives
 - CEU Webinar: Sterile Insect Technique for *Aedes aegypti* control in Florida
- On February 16, 2023, all staff participated in the following virtual training:
 - Employee Assistance Program (EAP)
 - Evacuation Procedures
 - All Certified Staff Attended Additional Annual Training on:
 - CEU Webinar: Encounters with Bears, Mountain Lions, and Coyotes
 - CEU Webinar: FMC Mosquito Biology and Management
 - Warrant and Abatement Procedures
 - CEU Webinar: Rodenticide Research



OPERATIONS

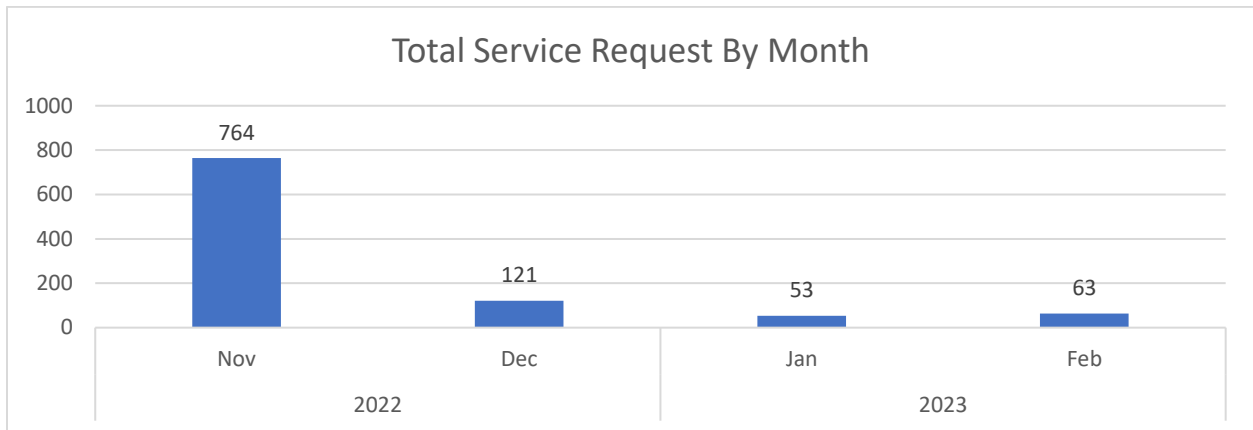
November 2022-February 2023

Coachella Elevated Risk: In late October stretching into November the Operations Department was dealing with an elevated risk of transmission in the City of Coachella. Over five (5) weeks the Operations Department focused on inspecting and treating homes for the *Aedes aegypti* Mosquito to reduce mosquito populations to ten (10) mosquitos or less in the temporary traps set by the Laboratory. Approximately, eight-five (85) overtime hours at a cost of \$3,434 were utilized to access properties in the area of concern.



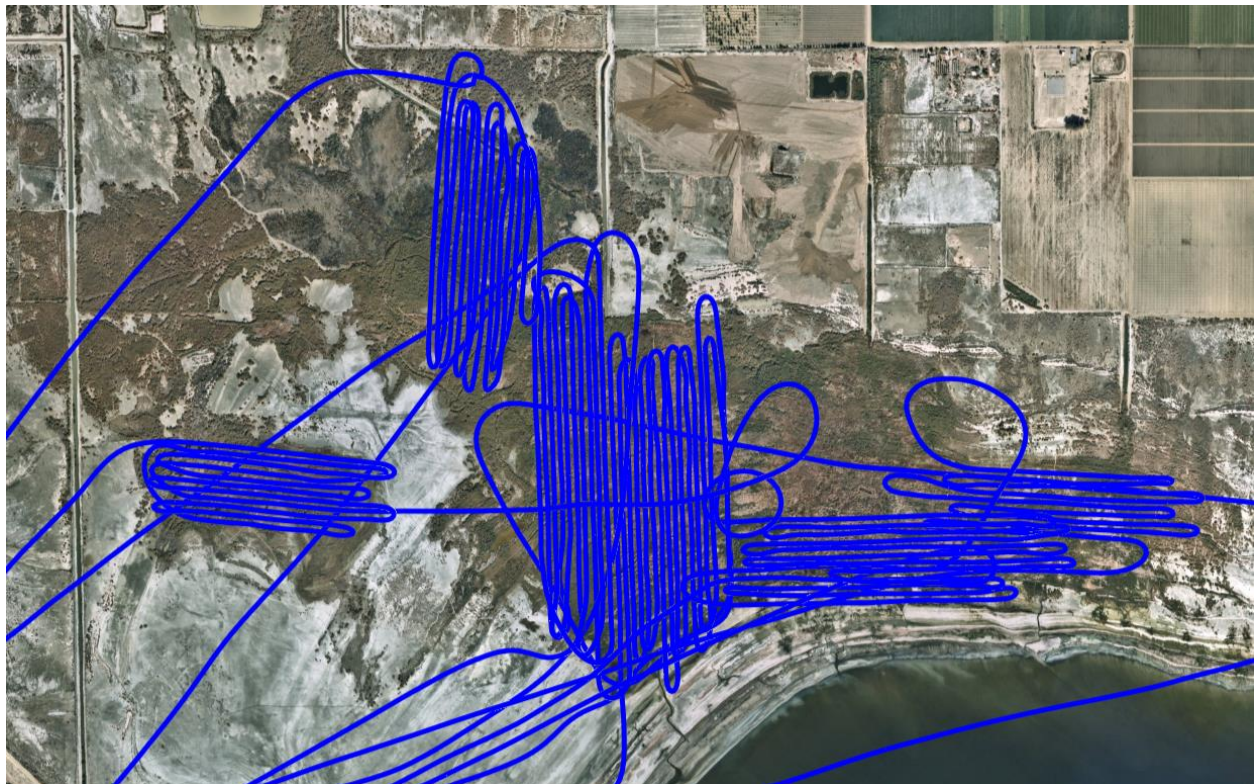
Service Request: The Month of November had the highest number of Aedes Service Requests peaking at six hundred sixty-eight (668). Due to the large increase in Aedes Service Requests, the Operations Department expanded the number of days to respond to a service request from two (2) days to five (5) days, suspended the Rule of Nine (9), and offered overtime to address the elevated workload. Aedes Service Request and all other

Service Requests rapidly declined to one hundred twenty-one (121) in December and to their seasonal norms.



Warrant: On February 2, 2023, the District received confirmation the Warrant to Inspect and Abate was granted by the Superior Court of the State of California, County of Riverside – Palm Spring Branch. The warrant to Inspect and Abate is valid until January 31, 2024.

Shoreline Aerial Applications: The Operations Department has completed three (3) Shoreline Applications utilizing Salton Sea Services due to elevated trap counts and suppression efforts. Applications occurred on January 11th, February 8th, and March 9th.



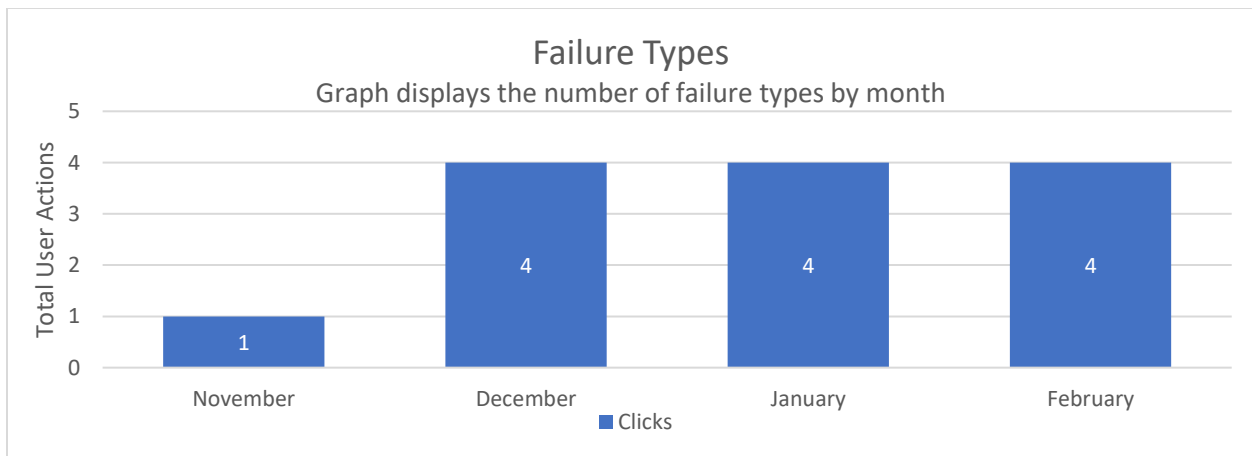
Staff Highlights: Gonzalo Valdez, Lead Field Technician received the Boyd-Ariaz Grass Roots Award. This award recognizes non-supervisory field staff and provides funds to assist in attending and participating in the AMCA Annual Meeting held in Reno, Nevada. Ryan Gonzalez, Vector Control Technician II presented at the MVCA Annual Meeting in Anaheim, California providing an overview of the habitat conditions along the Shoreline.

INFORMATION TECHNOLOGY

November 2022-February 2023

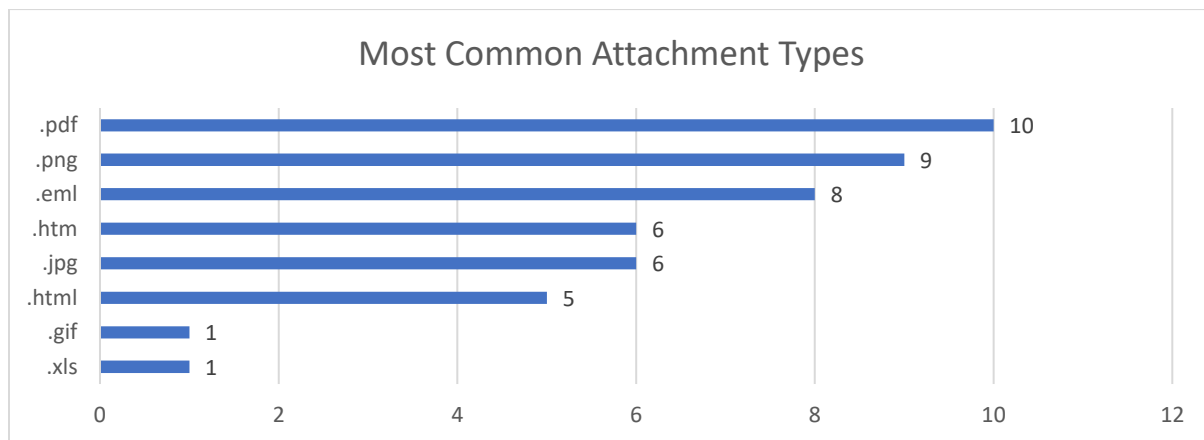
KnowBe4 Phishing Campaign: All District Employees are part of bi-weekly phishing campaigns. Phishing campaigns are comprised of social engineering messages where an attacker sends a fraudulent message designed to trick a person into revealing sensitive information to the attacker or to deploy malicious software on the victim's infrastructure like ransomware.

Reports indicate in November through February only thirteen (13) click phishing failures were recorded. The KnowBe4 Platform delivered six hundred and (601) phishing messages to District Employees indicating the District has a very low failure rate of 2.1%. When a user fails to identify a phishing attempt, the user is automatically placed into a training group and receives a variety of training phishing sessions to increase users' ability to identify phishing attempts.



Phishing ER: The IT/GIS Department distributed PhishER, an Outlook Add-in to all user devices, which allows users to submit unusual, unfamiliar, or questionable emails from within their Outlook Mail Client Application. When a user submits an email to PhishER, the platform scans the message for known signatures, and if found, removes the message from user inboxes and alerts the IT/GIS Department.

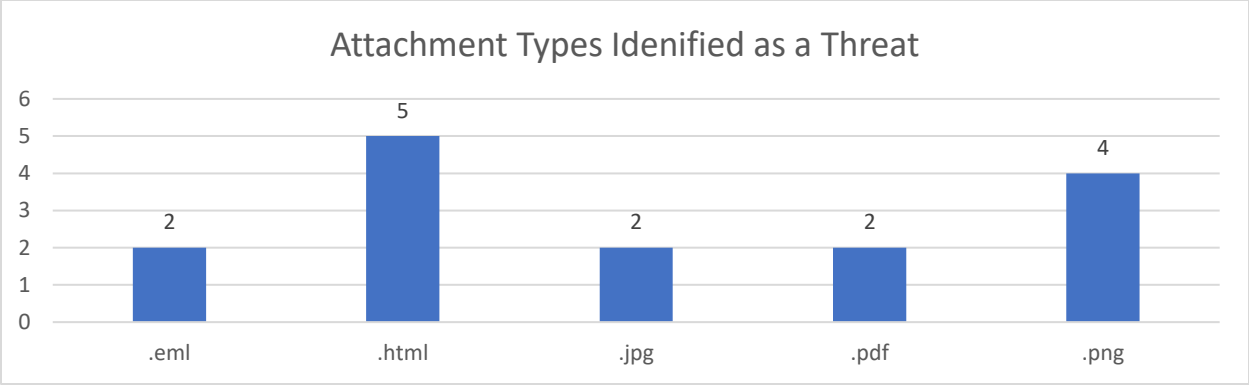
PhishER Add-in reported users submitted emails with .pdf file attachments to be the most common malicious attachment. Portable Document Format (PDF) is a versatile file format created by Adobe that gives people an easy, reliable way to present and exchange documents regardless of software, hardware, or operating system. Our staff's behavior indicates they were not expecting an email from the sender and/or did not recognize the sender's email address and wanted to make sure the attachment was safe. This behavior we can all agree is good and is the outcome of the KnowBe4 Platform.



Forty-six (46) messages were reported as threats from November through February. Fifteen (15) messages were positive for a threat. 32% of the messages contained malicious attachments with the following extensions: .eml, .html, .jpg, .pdf, .png:

- .eml - email message saved by an email application, such as Microsoft Outlook
- .html - HyperText Markup Language (.html) is the standard markup language for websites
- .jpg - compressed image format for containing digital images
- .pdf - created by Adobe that gives people an easy way to present and exchange documents
- .png - short for Portable Network Graphic, a type of raster image file

HyperText Markup Language (.html) file attachments continue to be the most used file attachment threat actors exploit.

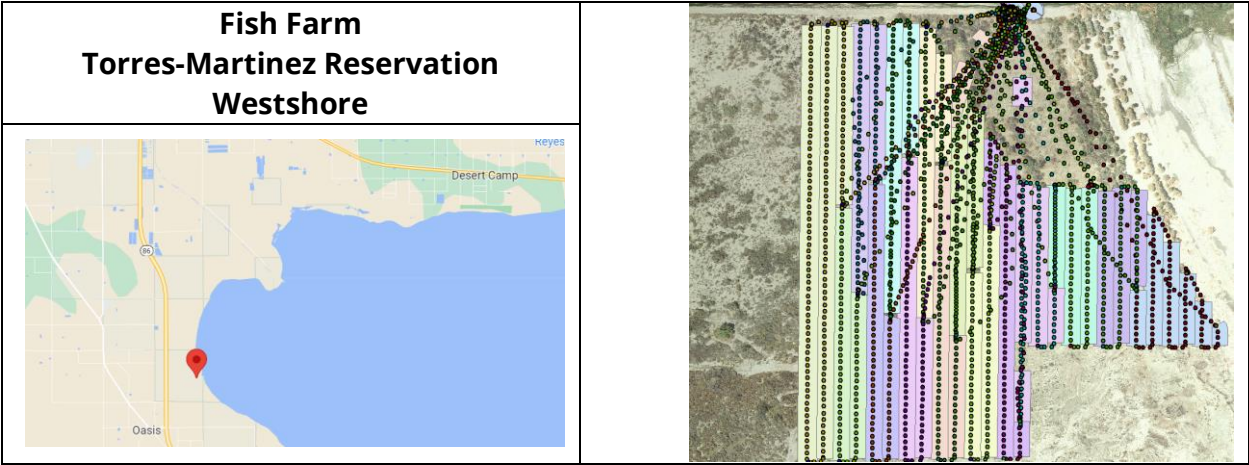


Drone Applications: Five (5) UAS Applications were made by Pilot in Command (PIC) Richard Ortiz, Shop Mechanic II, and Visual Observer (VO) Vincent Venezuela Lead Technician. The two (2) person team made up of a PIC and VO is outlined in the District’s Certificate of Authorization (COA) and must be used at all times when operating the UAS.

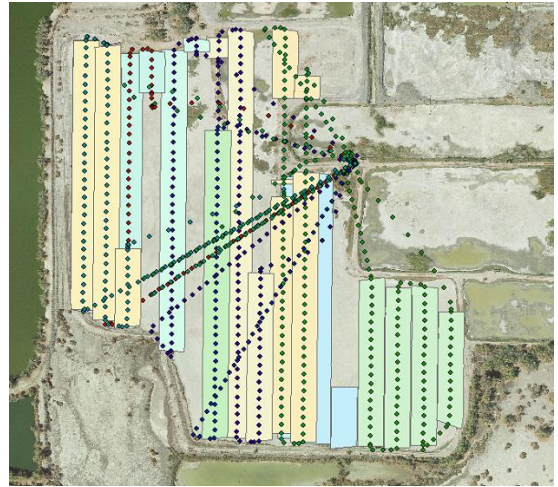
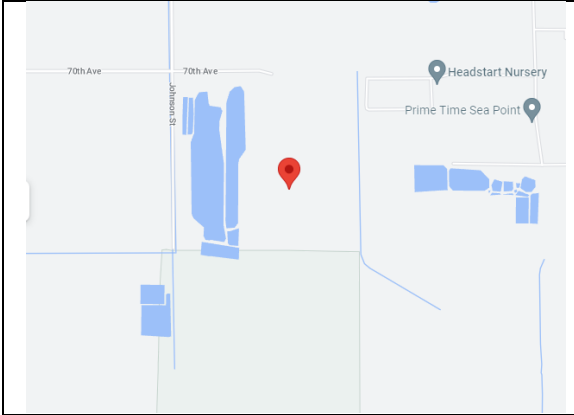
- Fish Farm – Torres-Martinez Reservation, Westshore – 30 Acers
- Model A – Northwind Duck Club, Johnson and Highway 111 - 20 Acers
- Meccaland – 18 Acers
- Sunrise – Duck Club Lincoln and 68th Avenue – 30 Acers
- Kent Sea Tec – Fish Farm – 30 Acers

Below is the flight pattern and application swath width generated by PrecisionVision 35x Ground Control Base Unit. Point Features represent the flight path of the UAS, and each colored polygon represents an application distribution.

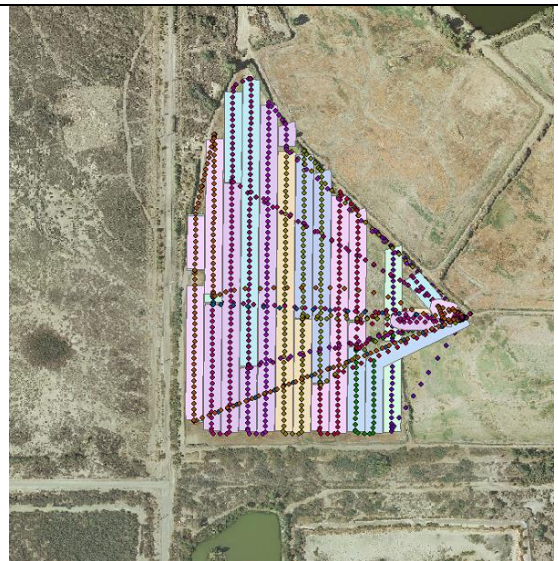
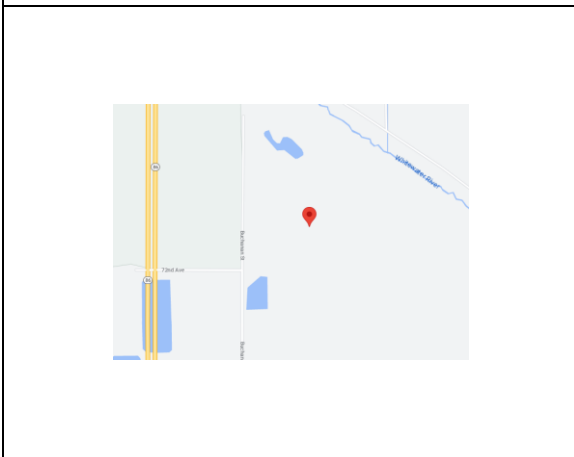
The Torres-Martinez Mission was made up of fifteen (15) application distributions covering 30 acres along the Westshore. Both Point and Polygon Features are housed in Shapefiles, a digital vector storage format for storing geographic location and associated attribute information, displayable using the District’s ESRI ArcGIS Software.



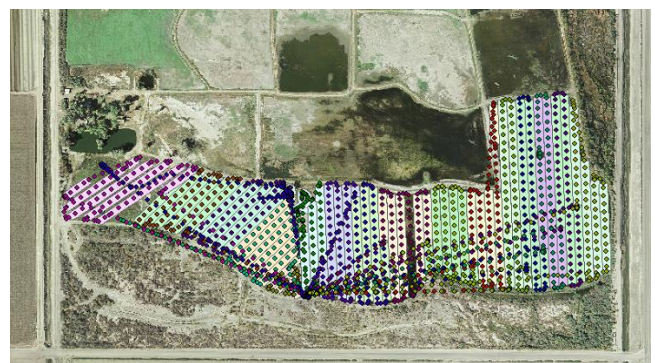
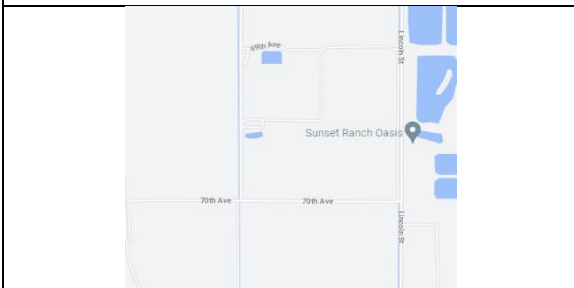
**Model A
Northwind Duck Club
Johnson and Highway 111**

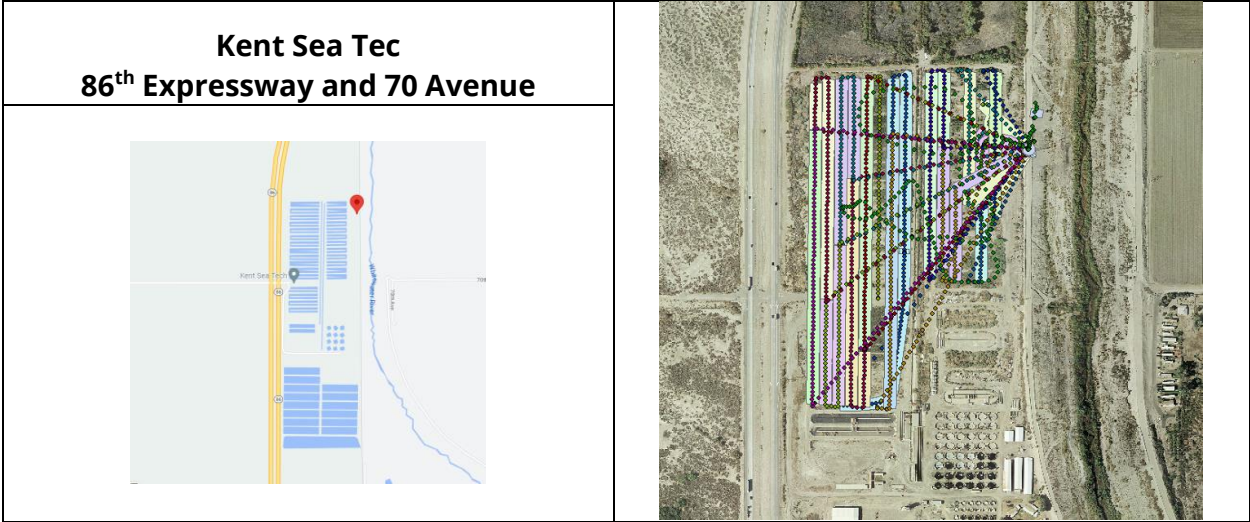


**Meccaland Duck Club
Buchanan and 72 Avenue**



**Sunrise Duck Club
Duck Club Lincoln and 68th Avenue**





FLEET SERVICES

November 2022-February 2023

Drone Trailer: The District’s enclosed trailer is being assembled and painted with a collapsible workbench, an electrical inverter, and a wall-mounted AC Unit to keep the UAS Batteries inside a climate-controlled environment. The enclosed trailer has a side door and a drop-down rear ramp making the trailer easy to load and deploy.

UAS Trailer will house the District Drone Fleet along a utility cart to transport the drone and control products to the application site, prolonging the drone’s batteries and flight time.



SURVEILLANCE AND QUALITY CONTROL MANAGEMENT PROGRAM

November 2022-February 2023

The vector-borne statewide surveillance program was established in 1969. The District began encephalitis surveillance in the early 1980s and the surveillance program has been in place since 1990. The District program includes the monitoring of vector and vector-borne diseases and the implementation, evaluation, and analysis of integrated vector management strategies in the Coachella Valley. The information generated by this department is used by District Operations and Public Outreach teams to ensure control measures are efficiently implemented in the field.

DISEASE SURVEILLANCE (As of 3/3/2023)

California – Last year [West Nile virus activity](#) in people was higher than in 2021 and much lower than the five-year average. No activity has been reported in 2023. St Louis encephalitis virus was detected in more counties in 2022 than in 2021 (11 compared to 8), with an increase in the number of positive mosquito samples (46 in 2021; 153 in 2022). There were 11 human cases in California, six more than in 2021.

Coachella Valley – Testing mosquitoes for arboviruses is conducted at the District. Thus far in 2023, no mosquito samples have been positive for arboviruses. Viruses in mosquitoes are usually first detected beginning in June, although earlier detections have been made in previous years.

ENDEMIC MOSQUITO SURVEILLANCE

The surveillance program mosquito abundance is broadly reported in two areas – Urban and Rural. These Urban and Rural areas are routinely evaluated as smaller areas to focus mosquito control activities.

CO₂ TRAPS

From March through November, the District maintains 59 CO₂ (carbon dioxide) traps throughout the District to monitor the mosquito populations, focusing on mosquito species that vector or transmit viruses that cause disease in people. In the Coachella Valley, these vector species are *Culex tarsalis* and *Cx. quinquefasciatus*. In the rural areas *Cx. tarsalis* is the most abundant vector species. CO₂ traps release carbon dioxide to attract mosquitoes looking to obtain a blood meal and are very effective at collecting *Culex* mosquitoes. The average number of vectors captured per trap per night is monitored and used to guide the operational activities of the District. The number of mosquitoes collected in half-month periods is compared to the previous 5-year average to determine anomalies in mosquito abundance.

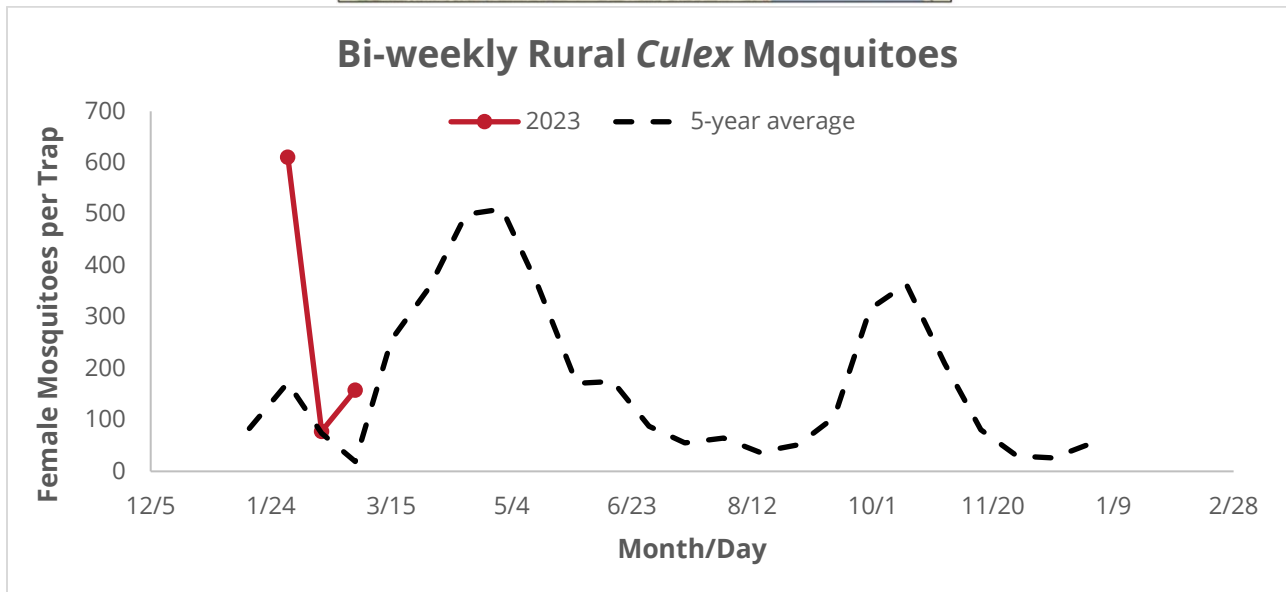


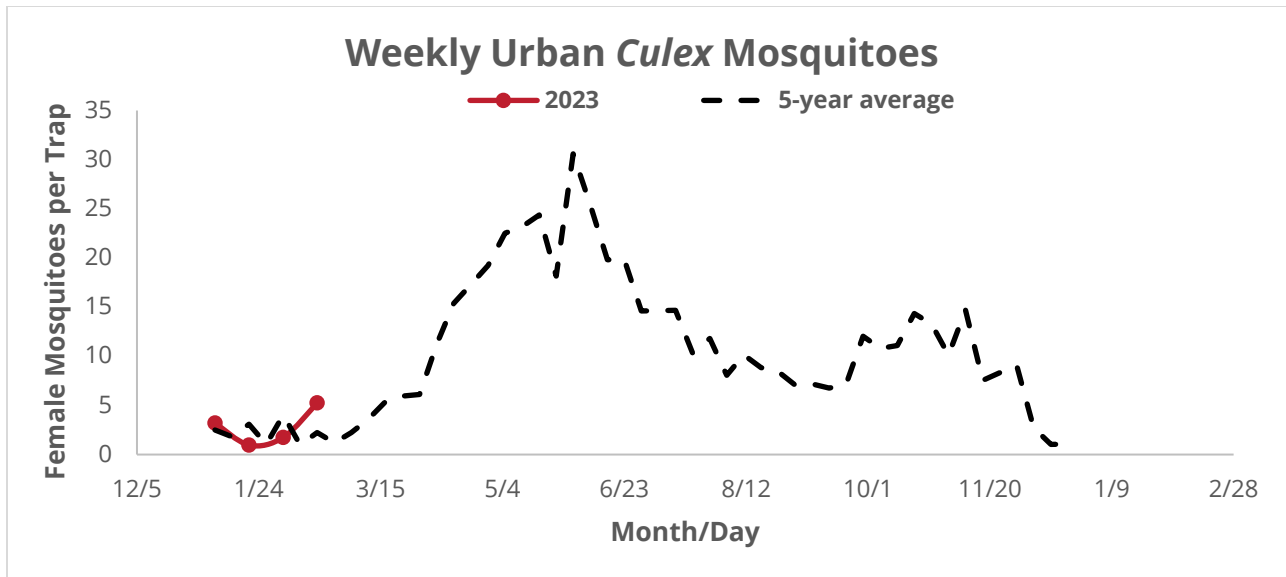
Gravid Traps

Gravid traps use water infused with organic matter such as alfalfa to attract mosquitoes looking to lay eggs. These traps are especially effective at collecting *Cx quinquefasciatus* mosquitoes, which are the primary disease vector in the urban areas of the District. The District currently uses gravid traps at 53 locations during the normal mosquito season set weekly.



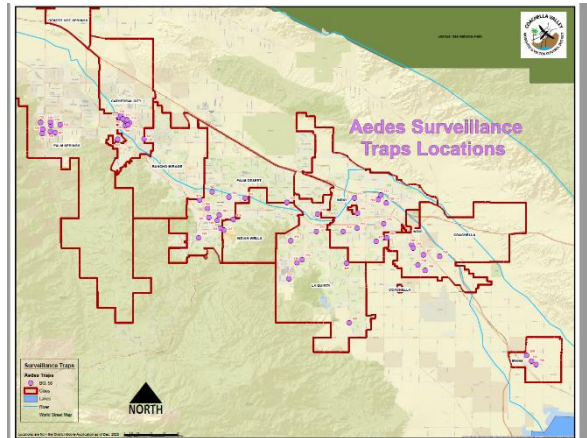
MOSQUITO SURVEILLANCE ZONES



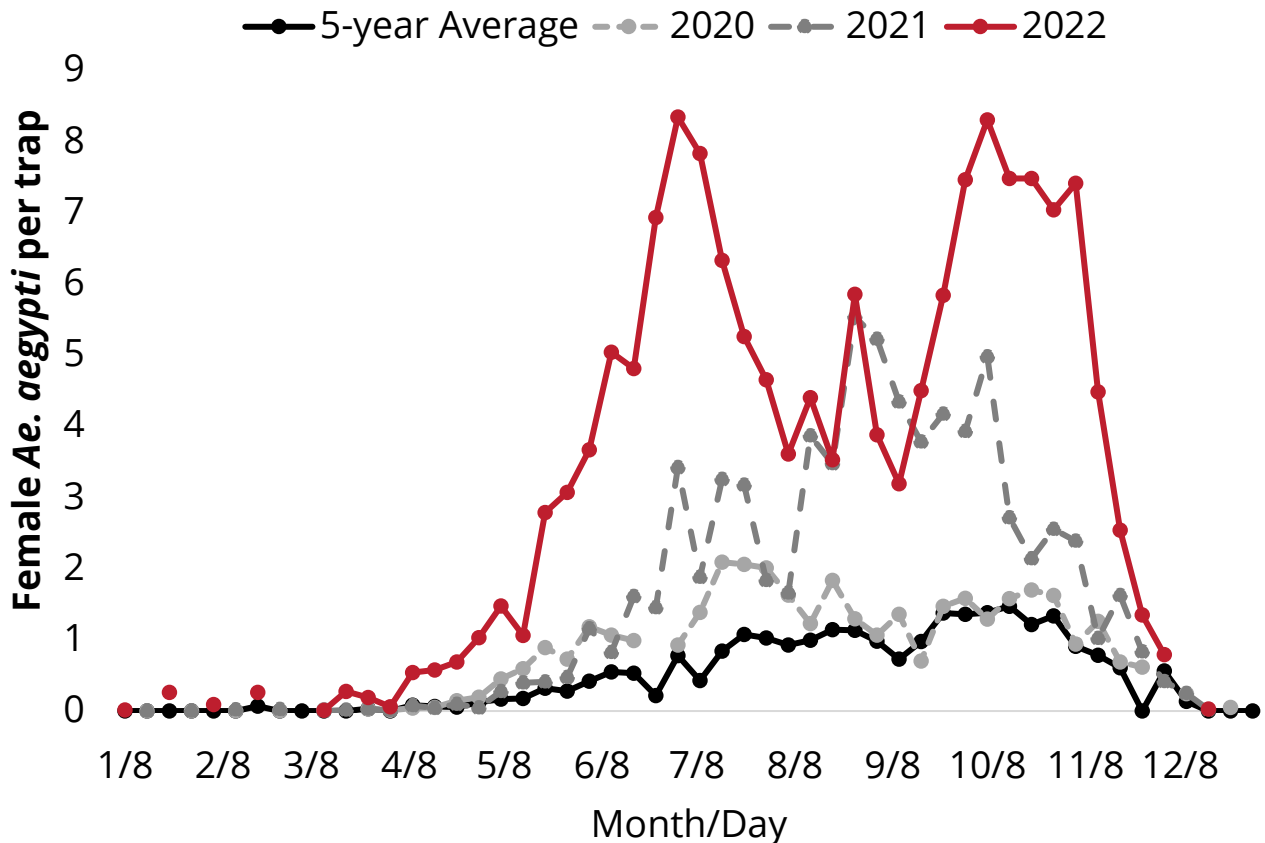


EXOTIC MOSQUITO SURVEILLANCE

Aedes aegypti has been detected throughout the Coachella Valley. Surveillance efforts for these invasive mosquitoes continued in 2022 with adjustments planned. BG-Sentinel traps were deployed within cities of known *Aedes* activity on a routine basis for host-seeking mosquitoes. Additional reports of mosquitoes in the community of Northshore led us to add routine traps in the community. Currently, 93 routine locations are trapped with BG-Sentinel traps, and additional areas are examined as we work to improve our sites.



Number of female *Aedes aegypti* per trap



PRODUCT EFFICACY



Resistance in adult mosquitoes. We conducted bottle assays to examine resistance to active ingredients in control products for adult mosquitoes. Here, resistance can mean the active ingredient is no longer effective against populations. Populations are collected from the field and compared to a colony population known to be susceptible to the active ingredient. This work started in February with determining the right dose needed. The work will continue in March and April to compare the amount of time it takes to knockdown the susceptible colony mosquitoes with the time it takes to knockdown the mosquitoes we collect from different parts of the Coachella Valley. This work is important in setting our baseline of how different products will work when we make applications to control adult mosquitoes.

Drone larvicide application. Gerald Chuzel and Kim Hung have an ongoing evaluation with the Operations Department. Unmanned aerial vehicles (UAVs or drones) were used to apply Natular G30 (a.i.: spinosad) to a duck club pond. Water samples are taken from the pond and from untreated ponds to determine if the application was effective. This evaluation is on-going and is expected to be completed in March.



Aedes mosquito rearing. Jacob Tarango has been optimizing the larval food for our *Aedes aegypti* mosquito colony. Different amounts of proteins can impact how quickly the mosquitoes develop into adults. Adults from the group with a high protein diet emerged earlier, more readily took bloodmeals with more females fed, and produced more eggs compared to the control (*Culex* diet). These diets had more egg production and a faster development rate than the group with rice diets.

EXTERNAL RESEARCHERS

Fire Ant and Irrigated Baits. Dr. David Oi from USDA Center for Medical, Agricultural, and Veterinary Entomology (USDA-CMAVE) was funded in previous years to conduct work on the impacts of irrigation on the effectiveness of fire ant baits. He and Rachel Atchison visited in February to complete some work on native ant species in the Coachella Valley and examine the activity of biocontrol agents released in previous years. David and Rachel worked with members of the Laboratory and Operations departments during their visit.

ENVIRONMENTAL COMPLIANCE

NPDES. The District submitted its Annual Report for 2022 to the State Water Resources Control Board and Colorado River Regional Water Quality Control Board on March 1 for compliance with the Clean Water Act's National Pollutant Discharge Elimination System Permit. The District also submitted its Annual Report to the Environmental Protection Agency for activities conducted on tribal property on February 15.

CALIFORNIA ENVIRONMENTAL QUALITY ACT. The District filed its Annual Report for 2022 in-house on February 1 as required by its Mitigated Negative Declaration for its Integrated Vector Management (IVM) Program. Overall, the District complied with the Mitigation Monitoring and Reporting Program, designed to ensure that the IVM Program does not have a significant impact on the environment. The summary can be found elsewhere in this board packet.

PESTICIDE ENVIRONMENTAL STEWARDSHIP PROGRAM. The District filed its PESP report on its work completed being a steward of the environment while responsibly using pesticides on January 31. The summary can be found elsewhere in this board packet.

ADDITIONAL DEPARTMENT ACTIVITIES

IN-HOUSE TRAINING. Winter is a time when District employees participate in refresher training and continuing education units to ensure that we are at our best and have the latest information on mosquito and vector control.

CONFERENCES. As reported elsewhere in this board packet, Department employees have been active participants at MVCAC and AMCA Conferences. At MVCAC, Kim Hung presented a talk highlighting a different way of analyzing bottle bioassays results which she has found useful in prioritizing our available control products. Gabriela Harvey was not able to attend, so Jennifer presented the talk that Gaby and Mike Esparza wrote on the comparison of gravid baits that Mike completed in 2022. Kim also organized the Insect Photography Workshop which was held after the conference and was very appreciated by the attendees.

At AMCA, Jennifer presented an overview of the kinds of research that has been completed at the District over the past few years with a focus on internal projects like the ones listed above and the external research funding opportunity that the District has annually. Jennifer also shared troubleshooting for aerial ULV applications, highlighting work that Laboratory and Operations colleagues completed in 2022 to determine how to best treat a narrow application site. Jennifer organized a symposium for Bill Walton, a long-time colleague who completed several projects at Coachella Valley. District work was highlighted by David Popko's presentation on the use of attractive toxic sugar bait.

LOOKING AHEAD. Department employees have completed their review of traps and resources needed for the mosquito season. A review of routes has been conducted. The team has engaged in project planning for the season ahead and is looking forward to completing work on pesticide efficacy, mosquito rearing, and planning for *Aedes* control strategies.

Public Outreach and Educational Programs

November 2022-February 2023

Department Background

The goals of the Public Outreach Department include supporting the District Mission by providing educational opportunities for the public at large. The department divides such opportunities into a variety of ways to influence our residents strategically.

Our science-based classroom visits focus on grades K-5. Presentations are based on California's Next Generation Science Standards (NGSS) and help support the teacher's curriculum. This program is led by Community Liaison Luz Moncada.

Adult educational presentations are a collaborative effort but our newest team member, Community Liaison Fernando Gutierrez is charged with developing a robust program in the coming years that will provide presentations and training to adults in settings such as HOA meetings or training maintenance workers to become champions of source reduction.

Call Center staff offer educational pieces to every caller in need of our services. Callers are looking for solutions the District can provide to them and the call center staff Diana Reyes and Erica Frost provide ways callers can become empowered to help themselves and thereby help their community.

Community events are an excellent way to spread awareness, provide information, and answer questions by interacting with families, residents, and visitors alike. Event booths also show that the District is a part of the community. We live here and play here too.

Much time and effort are also dedicated to relationship management between government agencies and community partnerships. Presentations to City and Community Councils, state legislators, and professional associations are provided.

Overview

This reporting period had the following outreach connections:

- 20 - Community Events
- 10 - Farmers Markets
- 4 - Classroom presentations
- 1 - Adult education presentation

These exchanges resulted in contact with about **2,000 Coachella Valley residents** asking questions and providing feedback. This report does not include the total count for the Date Festival.

Emergency Management

Dengue Fever Outbreak Tabletop Exercise

Partnering with the California Department of Public Health, Riverside University Health System, and Riverside County Emergency Management Department, District staff helped design and participate in an exercise testing capability of our county should a Dengue Fever outbreak occur. Attendees included a variety of healthcare workers, first responders, and staff from three vector control districts. The November exercise was a good progression to explore responses from different agencies and connect agencies.

CVMVCD Staff participants:

- Jeremy Wittie
- Jennifer Henke
- Tammy Gordon

SoCal Tribal Emergency Managers Group

Connecting with the local tribal communities has been a high priority for Outreach staff. In February, Tammy Gordon was invited to join the SoCal Tribal Emergency Managers Group in which local, county, state, and federal emergency managers meet with tribal representation to discuss programs and support systems for mutual benefit.

Riverside County Fair & Date Festival

The Date Festival is the biggest and longest community event we attend each year. Planning and coordinating this event is no small task. Big thanks to the Date Festival Committee who worked so hard to make our 95-Year Celebration the theme of our booth. Leading this effort



with Diana Reyes committee members included Alex Echenberg, Fernando Gutierrez, and Miguel Vargas. We showcased fan favorites and classic pieces alike. Custom-built mosquito and RIFA sculptures by VCT II **Ramon Gonzales** joined the Argo water vehicle display. The committee created timeline posters, games, and a photobook showcasing 'then and now' images from the District. New to our repertoire, Maintenance Technician **Oscar Guerrero** built the Mosquito Cart, a colorful and eye-catching piece to draw in festival goers.

The final count of booth visitors is still being compiled but we were able to provide 18 staff representing all District departments to fill 30 shifts over the 10-day festival.

Up and coming

ASES

CVMVCD Community Liaisons will be tag-teaming the second year of participation in the After School Education and Safety Program (ASES) for CVUSD. We currently are scheduled for 28 presentations in 14 schools reaching over 1,100 students in grades K-2.



2. CV Adult School Presentation



3. Farmer's Market Booth



1. Fernando at a Health and Resource Fair



**Coachella Valley Mosquito and
Vector Control District**

February 14, 2023

Staff Report

Agenda Item: Informational Item

District Travel and/or Workshops

Background:

**CSDA Virtual Webinar: Intro to Special District Finances for Board Members
(Tuesday, March 21, 2023, 10:00 a.m. to 12:00 p.m.)**

As Trustees your responsibilities included providing fiscal oversight of special district's finances. This course will help you fulfill these responsibilities by providing you with the knowledge and tools to gain a better understanding of the flow of a special district's day-to-day transactions and financial statements.

**Requests to attend must be made by March 17, 2023, VIA EMAIL:
MTALLION@CVMOSQUITO.ORG.**

**CSDA Virtual Workshop: How and Why Involvement in LAFCO Matters for Special Districts
(Tuesday, April 4, 2023, 10:00 a.m. to 12:00 p.m.)**

This virtual workshop provides a practical and informative discussion of the key provisions of the Cortese-Knox-Hertzberg Act, how LAFCOs work on the ground, and how and why special districts will benefit from being informed and active participants with LAFCO.

**Requests to attend must be made by March 17, 2023, VIA EMAIL:
MTALLION@CVMOSQUITO.ORG.**

Strategic Business Plan Alignment:

Goal 2 – Governance and HR – A strong culture supports the Board and staff team that grows in skill, teamwork, and experience.

Objective 2.4 – Establish conditions that ensure the Board of Trustees are engaged and productive and possess a deep understanding of the District.



Serving Public Health Since 1928

Coachella Valley Mosquito and Vector Control District

Staff Report

March 14, 2023

Agenda Item: Informational Item

Staff report from: AMCA Annual Conference, February 27-March 3, 2023, Reno, NV

Report:

The annual meeting of the American Mosquito Control Association (AMCA) is an opportunity for staff to meet with leading mosquito workers from North America and other countries. This year's plenary session highlighted the updated national public health strategy to reduce vector-borne diseases in the United States, presented by Dr. Lyle Petersen, Center of Disease Control.

Gonzalo Valadez received the Boyd-Arias Grass Roots Award for excellence in mosquito control from a non-supervisory employee.

Jeremy Wittie, M.S. CDSM, presented in a symposium on the perspectives of trustees and commissioners regarding strategic planning in Districts. *Jennifer A. Henke, M.S.*, organized a symposium of Bill Walton's former students to provide them with an opportunity to share stories of how Bill's mentorship has led them to fulfilling career paths in mosquito control. *Jennifer* was also invited to speak on the District's research program and on aerial adulticide applications as part of those symposia. Jennifer is the AMCA Science and Technology Committee Chair.

This year the AMCA Annual Conference hosted sessions on:

- Updates on the Endangered Species Act
- Social media and mosquito control
- Special districts
- Vector Competence
- Treatment thresholds for mosquito management
- Next-generation control strategies
- Novel adulticide space sprays, spatial repellents, and adult mosquito control
- Insecticide resistance
- Applied research programs
- Using NASA satellite data and improving programs with GIS
- Aerial applications
- Aquatic plant-associated mosquitoes

ATTENDEES:

Jeremy Wittie, General Manager

Jennifer A. Henke, Laboratory Manager

Kim Hung, Vector Ecologist

Tammy Gordon, Public Information
Manager

Greg Alvarado, Operations Program
Coordinator

Salvador Becerra, Field Supervisor

Gonzalo Valadez, Lead Vector Control Technician
(Boyd-Ariaz Grass Roots Award Winner)

Bito Larson, Trustee



Serving Public Health Since 1928

Coachella Valley Mosquito and Vector Control District

Staff Report

March 14, 2023

Agenda Item: Informational Item

Staff report from: 2023 Special District Selection Committee (SDSC) Election Nominee Update

Report:

At the February 14, 2023, Board meeting the Board voted to nominate Trustee Frank Figueroa to the Special District Selection Committee (SDSC).

President Peña (c/o Melissa Tallion, Clerk of the Board), received the following information from LAFCO:

After careful review, we regret to inform you that Coachella Valley Mosquito and Vector Control District's nominee for the 2023 Special District Selection Committee (SDSC) is ineligible to run for the Regular Special District Member of the Riverside Local Agency Formation Commission (LAFCO) - Eastern Region. According to Government Code Section 56332.(c)- "The selection committee shall appoint two regular members and one alternate member to the commission. The members so appointed shall be elected or appointed members of the legislative body of an independent special district residing within the county but shall not be members of the legislative body of a city or county." (emphasis added). Based on the recent election of Trustee Frank Figueroa to a Coachella City Council seat, this disqualifies him from serving on Riverside LAFCO as a Special District representative.

Thank you for your participation in the 2023 SDSC election process.



Serving Public Health Since 1928

Coachella Valley Mosquito and Vector Control District

Staff Report

March 14, 2023

Agenda Item: Informational Item

Staff report from: Special District Leadership Academy (SDLA), February 27-March 1, 2023, La Quinta, CA

Report:

The content of this conference is based on California Special District Association's (CSDA's) Special District Leadership Academy (SDLA) groundbreaking continuing education program, which recognizes the necessity for the board and general manager to work closely toward a common goal.

Special District Boards are the voices of the community. This conference provided staff with the tools and information to aid the Board in governing the District.

The meeting was two and a half days of learning:

- Governance Foundations
 - This session provided the groundwork for good governance in your district. Why good governance is so important to the overall well-being of the district.
- Setting Direction/Community Leadership
 - This session highlighted the importance of setting the direction for our district and learning the critical components of direction setting for your district along with how to avoid planning pitfalls.
- Board's Role in Human Resources
 - This session focused on the human resource (HR) health of your district and what areas to focus on as a board and individual governing official
- Board's Role in Finance and Fiscal Accountability
 - This session highlighted the importance of setting the direction for your district and learning the critical components of direction setting and how to avoid pitfalls.

Attendees:

Crystal Moreno, Human Resources Manager

Melissa Tallion, Executive Assistant/Clerk of the Board



Serving Public Health Since 1928

BOARD REPORTS

COACHELLA VALLEY MOSQUITO AND VECTOR CONTROL DISTRICT

Finance Committee Meeting
DRAFT - Minutes

TIME 4:30 p.m. **DATE:** February 14, 2023

LOCATION: 43420 Trader Place Indio, CA 92201

COMMITTEE MEMBERS PRESENT:

Indian Wells Clive Weightman, Board Treasurer
Palm Desert Doug Walker, Trustee

COMMITTEE MEMBERS ABSENT:

County at Large Bito Larson, Trustee

OTHER TRUSTEES PRESENT:

None

STAFF PRESENT:

Jeremy Wittie, General Manager
David l'Anson, Administrative Finance Manager
Abby Torres, Accounting Technician I
Melissa Tallion, Executive Assistant/Clerk of the Board

MEMBERS OF THE PUBLIC PRESENT:

No

Tasks and Ownership

Task	Owner(s)	Report Back (Finance Committee)
Item 6C: look at the rest of the District's Investments including the federal bonds for an opportunity to secure a higher interest rate	David	March
Item 7B: The budget calendar will be updated and added to the March meeting agenda packet	Melissa	March
Item 7B: Meeting invites for all Finance related items on the budget calendar will be sent out	Melissa	February

1. Call to Order

Treasurer Weightman called the meeting to order at 4:39 p.m.

2. Roll Call

Roll call indicated two (2) of the three (3) Committee members were present.

3. Confirmation of Agenda

The agenda was confirmed as Amended. The word remotely was removed from item 4 (public comments) as this meeting did not have a remote option available.

4. Public Comments

None

5. Items of General Consent

- A. Approval of Minutes from January 10, 2023, Finance Committee Meeting

On a motion from Trustee Walker, seconded by Treasurer Weightman, and passed by the following roll call votes, the Committee approved the minutes from January 10, 2023.

Ayes: Treasurer Weightman, Trustee Walker

Noes: None

Abstained: None

Absent: Trustee Larson

6. Discussion, Review, and/or Update

- A. Review of Check Report from Abila MIP for the period of January 11 to February 8, 2023
The check report was reviewed by the Committee and staff. A discussion ensued regarding checks that needed further explanation. Staff answered the questions to satisfy the Committee. As a follow-up to the staff ask to have the Committee submit questions ahead of the meeting to allow time for the staff to pull back-up documents and/or inquire with staff regarding the charges in question was agreed by the Finance Committee.
- B. CalCard Charges (Abila report & Microix Workflow Report) – Statement dated January 24, 2023
Treasurer Weightman thanked David for the new workflow report. The CalCard monthly statement was reviewed by the Committee. Staff provided more information regarding specific charges to satisfy the Committee.
- C. Review of January 2023 Financials and Treasurers Report
The Committee and staff reviewed the Financials and Treasurers Report. Treasurer Weightman asked David to work with the District's financial advisor to review the rest of the CDs and Federal Bonds and secure a lower interest rate if at all possible. The District is showing over budget for Aerial application and control products but still showing a favorable net income.

7. Old Business

- A. 2023 Finance Committee Items

David reviewed the staff report and will update the Finance Committee at each meeting. David mentioned that an RFP will be issued for a new auditor contract.

B. Budget Calendar

The Committee reviewed the budget calendar. The Finance Committee asked to move the May 5th review of the draft budget to May 1st or 2nd. Melissa will inquire with Trustee Larson. The June 13th Finance Committee meeting will be moved to Monday, June 5th at 10:00 a.m. Melissa will send out a meeting invite.

8. New Business

A. Review of finance-related items on the Board agenda

The Committee reviewed the Board agenda.

9. Schedule Next Meeting

The next Finance Committee meeting was scheduled for March 14, 2023, at 4:30 p.m.

10. Trustee and/or Staff Comments/Future Agenda Items

David reported back to the committee the essential job functions of the District's maintenance technicians.

11. Adjournment

Treasurer Weightman adjourned the meeting at 5:23 p.m.