



Coachella Valley Mosquito and Vector Control District

43420 Trader Place, Indio, CA 92201 | (760) 342-8287 | cvmosquito.org

Finance Committee Meeting

Via Zoom

Tuesday, September 13, 2022

4:30 p.m.

AGENDA

Materials related to an agenda item that are submitted to the Finance Committee after distribution of the agenda packets are available for public inspection in the Clerk of the Board's office during normal business hours and on the District's website.

Pursuant to Assembly Bill 361, this meeting will be conducted by video and/or teleconference. There will be no in-person public access to the meeting location. To view/listen/participate in the meeting live, please join by calling 1-888-475-4499 (toll-free), Meeting ID: [826 3166 7986](https://us02web.zoom.us/j/82631667986), or click this link to join: <https://us02web.zoom.us/j/82631667986>. Written public comment may also be submitted to the Clerk of the Board by 1:30 p.m. on Tuesday, September 13, 2022, at mtallion@cvmosquito.org. Transmittal prior to the meeting is required. Any correspondence received during or after the meeting will be distributed to the Finance Committee as soon as practicable and retained for the official record.

Assistance for those with disabilities: If you have a disability and need an accommodation to participate in the meeting, please call the Clerk of the Board at (760) 342-8287 for assistance so the necessary arrangement can be made.

- 1. Call to Order** – Doug Walker, Treasurer
- 2. Roll Call**
- 3. Confirmation of Agenda**
- 4. Public Comments**

Those wishing to address the Finance Committee should send an email to the Clerk of the Board by 1:30 p.m. on Tuesday, September 13, 2022, at mtallion@cvmosquito.org, or appear at the meeting to provide public comments. Please note that, as stated above, the meeting will be conducted remotely.

A. PUBLIC Comments — NON-AGENDA ITEMS: This time is for members of the public to address the Finance Committee on items of general interest (a non-agenda item) within the subject matter jurisdiction of the District. The District values your comments; however, pursuant to the Brown Act, the Finance Committee cannot take action on items not listed on the posted Agenda. **Comments are limited to a total of three (3) minutes per speaker for non-agenda items.**

B. PUBLIC Comments — AGENDA ITEMS: This time is for members of the public to address the Finance Committee on agenda items (Open and Closed Sessions). **Comments are limited to three (3) minutes per speaker per agenda item.**

All comments are to be directed to the Finance Committee and shall be devoid of any personal attacks. Members of the public are expected to maintain a professional, courteous decorum during public comments.

5. Items of General Consent

- A. Approval of Minutes from July 12, 2022, Finance Committee Meeting **(Pg. 4)**

6. Discussion, Review, and/or Update

- A. Review of Check Report from Abila MIP for the period of August 10, 2022, to September 6, 2022 **(Pg. 6)**
- B. CalCard Charges – Statement dated August 23, 2022 **(Pg. 12)**
- C. Review of August 2022 Financials and Treasurers Report **(Pg. 31)**
- D. Review of preliminary June 30, 2022, revenue, and expenses **(Pg. 45)**

7. Old Business

- A. Options for FY 2021-22 projected a \$0.3 million surplus **(Pg. 48)**

8. New Business

- A. Review of finance-related items on the Board agenda

9. Schedule Next Meeting

10. Trustee and/or Staff Comments/Future Agenda Items

11. Adjournment

Certification of Posting

I certify that on September 9, 2022, I posted a copy of the foregoing agenda near the regular meeting place of the Board of Trustees of the Coachella Valley Mosquito & Vector Control District and on the District's website, said time being at least 72 hours in advance of the meeting of the Board of Trustees (Government Code Section 54954.2)

Executed at Indio, California, on September 9, 2022.

Melissa Tallion, Clerk of the Board

COACHELLA VALLEY MOSQUITO AND VECTOR CONTROL DISTRICT

**Finance Committee Meeting Via Zoom and In-Person
DRAFT-Minutes**

TIME 4:30 p.m. **DATE:** July 12, 2022

LOCATION: 43420 Trader Place Indio, CA 92201 via zoom and in-person

COMMITTEE MEMBERS PRESENT:

Palm Desert Doug Walker
Indian Wells Clive Weightman
County at Large Bito Larson (joined at 4:46 p.m.)

COMMITTEE MEMBERS ABSENT:

None

OTHER TRUSTEES PRESENT:

None

STAFF PRESENT:

Jeremy Wittie, General Manager
David l'Anson, Administrative Finance Manager
Melissa Tallion, Executive Assistant/Clerk of the Board

MEMBERS OF THE PUBLIC PRESENT:

No

1. **Call to Order** – *Treasurer Walker called the meeting to order at 4:30 p.m.*
2. **Roll Call** - *Roll call indicated two (2) of the three (3) Committee members were present.*
3. **Confirmation of Agenda** - *The agenda was confirmed as presented.*
4. **Public Comments** - *None.*
5. **Items of General Consent**
 - A. Approval of Minutes from June 14 , 2022, Finance Committee Meeting

On a motion from Trustee Weightman seconded by Treasurer Walker, and passed by the following roll call votes, the Committee approved the minutes as presented.

Ayes: Treasurer Walker, Trustee Weightman

Noes: None.

Abstained: None.

Absent: Trustee Larson

6. Discussion, Review, and/or Update

- A. Review of Check Report from Abila MIP for the period of June 9, 2022, to July 7, 2022
The check report was reviewed by Committee members and staff. A discussion ensued regarding a few checks that needed further explanation.

- B. CalCard Charges – Statement dated June 23, 2022
The CalCard monthly statement was reviewed by Committee members and staff. Questions regarding specific charges were brought forward by Trustees and staff provided more information.

- C. Review of Preliminary June 2022 Financials and Treasurers Report
The Committee and staff reviewed the Financials and Treasurers Report. Trustee Weightman asked staff to come back with recommendations for the surplus after the fiscal year.

7. Old Business-None

8. New Business

- A. Review of finance-related items on Board agenda
The Board agenda was reviewed. Trustee Weightman asked for clarification on the staff report for the Chemical purchase. There was a typo in the FY. The FY should reflect 2022-2023.

9. Schedule Next Meeting- *The next Finance Committee meeting was scheduled for September 13, 2022, at 4:30 p.m.*

10. Trustee and/or Staff Comments/Future Agenda Items - None

11. Adjournment - *Treasurer Walker adjourned the meeting at 5:02 p.m.*

CVMVCD
Check/Voucher Register - checkreportforFC
1035 - CB&T General Checking
From 8/10/2022 Through 9/6/2022

| Check Number | Vendor Name | PO# / Invoice# | Transaction Description | Check Amount |
|--------------|----------------------------------|----------------|--------------------------|------------------|
| 44146 | Regents University Of California | 20211215 | Research Projects | <u>75,691.00</u> |
| Total 44146 | | | | 75,691.00 |
| 44147 | Abila | 10501000140356 | Cloud Computing Services | <u>873.86</u> |
| Total 44147 | | | | 873.86 |
| 44148 | Advance Imaging Systems | IN793442 | Contract Services | 127.47 |
| | Advance Imaging Systems | IN795463 | Contract Services | 64.03 |
| | Advance Imaging Systems | IN795464 | Contract Services | <u>76.60</u> |
| Total 44148 | | | | 268.10 |
| 44149 | Airgas USA, LLC | 9127221887 | Dry Ice | 513.52 |
| | Airgas USA, LLC | 9127669953 | Lab Supplies | 582.65 |
| | Airgas USA, LLC | 9128196268 | Lab Supplies | 673.86 |
| | Airgas USA, LLC | 9128439193 | Lab Supplies | 672.50 |
| | Airgas USA, LLC | 9128643530 | Lab Supplies | 702.66 |
| | Airgas USA, LLC | 9128882869 | Lab Supplies | 701.30 |
| | Airgas USA, LLC | 9129124252 | Lab Supplies | 701.30 |
| | Airgas USA, LLC | 91293665075 | Lab Supplies | <u>670.49</u> |
| Total 44149 | | | | 5,218.28 |
| 44150 | Burrtec Waste & Recycling Svcs. | 20220901 | Utilites | <u>454.56</u> |
| Total 44150 | | | | 454.56 |
| 44152 | Cintas Corporation #3 | 4126721076 | Uniform Expense | 46.86 |
| | Cintas Corporation #3 | 4126721076-3 | Uniform Expense | 22.79 |
| | Cintas Corporation #3 | 4126721076-4 | Uniform Expense | 134.81 |
| | Cintas Corporation #3 | 4126721076-5 | Uniform Expense | 565.31 |
| | Cintas Corporation #3 | 4126727076-2 | Uniform Expense | 125.41 |
| | Cintas Corporation #3 | 4127417894 | Laundering Services | 46.85 |
| | Cintas Corporation #3 | 4127417894-2 | Uniform Expense | 125.40 |
| | Cintas Corporation #3 | 4127417894-3 | Safety Expense | 22.79 |
| | Cintas Corporation #3 | 4127417894-4 | Uniform Expense | 134.74 |

CVMVCD
Check/Voucher Register - checkreportforFC
1035 - CB&T General Checking
From 8/10/2022 Through 9/6/2022

| Check Number | Vendor Name | PO# / Invoice# | Transaction Description | Check Amount |
|--------------|---|----------------|--|--------------|
| | Cintas Corporation #3 | 4127417894-5 | Uniform Expense | 556.52 |
| | Cintas Corporation #3 | 4128103539 | Uniform Expense | 46.85 |
| | Cintas Corporation #3 | 4128103539-2 | Uniform Expense | 98.08 |
| | Cintas Corporation #3 | 4128103539-3 | Uniform Expense | 23.43 |
| | Cintas Corporation #3 | 4128103539-4 | Uniform Expense | 143.38 |
| | Cintas Corporation #3 | 4128103539-5 | Uniform Expense | 551.30 |
| | Cintas Corporation #3 | 4128777798 | Uniform Expense | 46.83 |
| | Cintas Corporation #3 | 4128777798-2 | Uniform Expense | 125.38 |
| | Cintas Corporation #3 | 4128777798-3 | Uniform Expense | 23.43 |
| | Cintas Corporation #3 | 4128777798-4 | Uniform Expense | 143.67 |
| | Cintas Corporation #3 | 4128777798-5 | Uniform Expense | 580.30 |
| Total 44152 | | | | 3,564.13 |
| 44153 | CleanExcel | 072258 | Janitorial Services | 3,811.00 |
| Total 44153 | | | | 3,811.00 |
| 44154 | C&R Wellness Works LLC dba Wellness Works | 22024 | Employee Assistance Services | 310.50 |
| Total 44154 | | | | 310.50 |
| 44155 | Desert Air Conditioning | 227947 | Repair & Maintenance - Admin | 432.00 |
| | Desert Air Conditioning | 229153 | Repair & Maintenance - Bio/Lab/Tank Room | 486.00 |
| | Desert Air Conditioning | 229766 | Repair & Maintenance - Bio/Lab/Tank/Room | 8,947.00 |
| Total 44155 | | | | 9,865.00 |
| 44156 | Desert Arc | 50752 | Computer & Network Systems | 192.00 |
| Total 44156 | | | | 192.00 |
| 44157 | Desert Electric Supply | S3004946001 | Repair & Maintenance - Bio/Lab/Tank Room | 645.33 |

CVMVCD
Check/Voucher Register - checkreportforFC
1035 - CB&T General Checking
From 8/10/2022 Through 9/6/2022

| Check Number | Vendor Name | PO# / Invoice# | Transaction Description | Check Amount |
|--------------|------------------------------------|----------------|--|--------------|
| | Desert Electric Supply | S3005360001 | Repair& Maintenance - Bio/Lab/Tank Room | 29.73 |
| | Desert Electric Supply | S3007947001 | Repair & Maintenance - Bio/Lab/Tank Room | 91.18 |
| Total 44157 | | | | 766.24 |
| 44158 | Desert Fire Extinguisher Co., Inc. | 12461492 | Repair & Maintenance - Operations | 377.88 |
| Total 44158 | | | | 377.88 |
| 44159 | Employee Relations Inc. | 93180 | Recruitment/Advertising | 1,408.46 |
| Total 44159 | | | | 1,408.46 |
| 44160 | Frontier Communications-Toll/POTS | 07282022 | Telecommunications | 174.74 |
| Total 44160 | | | | 174.74 |
| 44161 | Imperial Irrigation District | 20220809 | Utilities | 4,406.45 |
| Total 44161 | | | | 4,406.45 |
| 44162 | Imperial Irrigation Dist-Lab Acct | 20220809 | Utilities | 5,767.93 |
| Total 44162 | | | | 5,767.93 |
| 44163 | Indio Emergency Medical Group | 9131670 | Physician Fees | 135.00 |
| Total 44163 | | | | 135.00 |
| 44164 | Indio Water Authority | 08102022 | Utilities | 182.26 |
| | Indio Water Authority | 20220810 | Utilities | 187.03 |
| | Indio Water Authority | 220810 | Utilities | 750.24 |
| Total 44164 | | | | 1,119.53 |
| 44165 | Jernigan's Sporting Goods, Inc. | 16471 | Safety Expense | 163.11 |
| | Jernigan's Sporting Goods, Inc. | 17385 | Safety Expense | 200.00 |

CVMVCD
Check/Voucher Register - checkreportforFC
1035 - CB&T General Checking
From 8/10/2022 Through 9/6/2022

| Check Number | Vendor Name | PO# / Invoice# | Transaction Description | Check Amount |
|--------------|--|----------------|--|--------------|
| Total 44165 | | | | 363.11 |
| 44166 | Koch Filter Corporation | CI0000355103 | Repair & Maintenance - Shop/Grounds | 125.54 |
| | Koch Filter Corporation | CI0000355180 | Repair & Maintenance - Bio/Lab/Tank Room | 302.96 |
| Total 44166 | | | | 428.50 |
| 44167 | Izzy Motors Inc. dba La Quinta Chevrolet | 139509 | Vehicle Parts & Supplies | 423.48 |
| Total 44167 | | | | 423.48 |
| 44168 | Linde Gas & Equipment Inc. | 30199873 | Cylinder Rentals | 59.60 |
| | Linde Gas & Equipment Inc. | 30780753 | Cylinder Rentals | 60.99 |
| Total 44168 | | | | 120.59 |
| 44169 | NAPA Auto & Truck Parts | 032663 | Vehicle Parts and Supplies | 6.84 |
| Total 44169 | | | | 6.84 |
| 44170 | Ocean Air Helicopters Inc. | 768 | Aerial Urban Larvicide | 12,750.00 |
| | Ocean Air Helicopters Inc. | 777 | Aerial Urban Larvicide | 12,750.00 |
| | Ocean Air Helicopters Inc. | 782 | Aerial Urban Larvicide | 11,985.00 |
| | Ocean Air Helicopters Inc. | 801 | Aerial Urban Larvicide | 12,495.00 |
| | Ocean Air Helicopters Inc. | 817 | Aerial Urban Larvicide | 12,300.00 |
| Total 44170 | | | | 62,280.00 |
| 44171 | Pitney Bowes Global Financial Svcs | 3105652322 | Contract Services | 310.82 |
| Total 44171 | | | | 310.82 |
| 44172 | Edward Prendez | 20220713 | Professional Development | 262.74 |
| Total 44172 | | | | 262.74 |

CVMVCD
Check/Voucher Register - checkreportforFC
1035 - CB&T General Checking
From 8/10/2022 Through 9/6/2022

| Check Number | Vendor Name | PO# / Invoice# | Transaction Description | Check Amount |
|--------------|--|----------------|--|--------------|
| 44173 | Puretec Industrial Water | 1990801 | Repair & Maintenance - Bio/Lab/Tank Room | 192.28 |
| Total 44173 | | | | 192.28 |
| 44174 | Rauch Communication Consultants, Inc. | 072210 Rev | Professional Fees | 1,499.50 |
| Total 44174 | | | | 1,499.50 |
| 44175 | Salton Sea Air Service | 07302022 | Aerial Rural ULV Shoreline | 7,598.98 |
| | Salton Sea Air Service | 20220811 | Aerial Rural ULV Shoreline | 7,481.47 |
| Total 44175 | | | | 15,080.45 |
| 44176 | Slovak Baron Empey Murphey & Pinkney LLP | 73643 | Attorney Fees | 48.75 |
| | Slovak Baron Empey Murphey & Pinkney LLP | 73646 | Attorney Fees | 4,000.00 |
| Total 44176 | | | | 4,048.75 |
| 44177 | SoCalGas | 08302022 | Utilities | 155.27 |
| Total 44177 | | | | 155.27 |
| 44178 | SC Commercial LLC dba SC Fuels | 2197072IN | Motor, Fuel, Oil | 7,150.97 |
| | SC Commercial LLC dba SC Fuels | 2211001-IN | Motor, Fuel, Oil | 7,773.38 |
| Total 44178 | | | | 14,924.35 |
| 44179 | Target Specialty Products | INVP500902257 | Capital Replacement | 3,023.25 |
| Total 44179 | | | | 3,023.25 |
| 44180 | Veolia ES Technical Solutions, LLC | MD86449 | Lab Supplies and Expense | 106.77 |
| | Veolia ES Technical Solutions, LLC | MD87685 | Lab Supplies and Expense | 106.75 |
| | Veolia ES Technical Solutions, LLC | MD88202 | Lab Supplies and Expense | 112.83 |
| | Veolia ES Technical Solutions, LLC | MD88882 | Lab Supplies and Expense | 113.00 |
| | Veolia ES Technical Solutions, LLC | MD89441 | Lab Supplies and Expense | 113.87 |

CVMVCD
 Check/Voucher Register - checkreportforFC
1035 - CB&T General Checking
 From 8/10/2022 Through 9/6/2022

| Check Number | Vendor Name | PO# / Invoice# | Transaction Description | Check Amount |
|--------------|------------------------------|----------------|---------------------------------------|--------------|
| Total 44180 | | | | 553.22 |
| 44181 | Vector-Borne Disease Account | 08162022 | State Required CEU | 156.00 |
| | Vector-Borne Disease Account | 20220816 | State Required CEU | 585.00 |
| Total 44181 | | | | 741.00 |
| 44182 | Verizon Business | 72302770 | IT Communications | 1,689.32 |
| Total 44182 | | | | 1,689.32 |
| 44183 | Verizon Wireless | 9912882834 | IT Communications | 2,385.42 |
| Total 44183 | | | | 2,385.42 |
| 44184 | Waxie Sanitary Supply | 81145218 | Household Supplies | 42.54 |
| | Waxie Sanitary Supply | 81149644 | Field Supplies | 58.20 |
| Total 44184 | | | | 100.74 |
| 44185 | U.S. Bank | | Calcard | 45,009.77 |
| Total 44185 | | | | 45,009.77 |
| | | | Total 1035 - CB&T General Checking | 268,004.06 |
| Report Total | | | | 268,004.06 |

CVMVCD
Expenditure Journal - Calcard by Name

From 7/25/2022 Through 8/23/2022

| Object Code | Object Title | Dept Title | Vendor | Expenditures | Transaction Description | Card Holder Name |
|---------------|-------------------------|--------------------------------|---------------------------------|--------------|--|------------------------|
| 5300 | Employee Incentive | Administration | TKB Bakery & Deli | 2.79 | Bubly Grapefruit | Jeremy Wittie |
| 5300 | Employee Incentive | Administration | TKB Bakery & Deli | 13.99 | Classic Veggie | Jeremy Wittie |
| 5300 | Employee Incentive | Administration | TKB Bakery & Deli | 2.99 | Diet Coke | Jeremy Wittie |
| 5300 | Employee Incentive | Administration | TKB Bakery & Deli | 3.00 | Tax | Jeremy Wittie |
| 5300 | Employee Incentive | Administration | TKB Bakery & Deli | 3.43 | Tip | Jeremy Wittie |
| 5300 | Employee Incentive | Administration | TKB Bakery & Deli | 14.49 | Turkey Club | Jeremy Wittie |
| 5300 | Employee Incentive | Administration | Postmates | 105.58 | Meal | Melissa Tallion |
| 5300 | Employee Incentive | Administration | Postmates | <u>10.35</u> | Tip | Melissa Tallion |
| Total 5300 | Employee Incentive | | | 156.62 | | |
| 5302 | Wellness | Human Resources | AmazonBusiness | 6.38 | Badge Holder | Graciela Morales |
| 5302 | Wellness | Human Resources | AmazonBusiness | 34.48 | Bags for open enrollment (100ct) | Graciela Morales |
| 5302 | Wellness | Human Resources | AmazonBusiness | 13.99 | Coffee Mug | Graciela Morales |
| 5302 | Wellness | Human Resources | AmazonBusiness | 10.49 | Laws Of Growth | Graciela Morales |
| 5302 | Wellness | Human Resources | AmazonBusiness | 7.73 | Tax | Graciela Morales |
| 5302 | Wellness | Human Resources | AmazonBusiness | 12.99 | Water Bottle | Graciela Morales |
| 5302 | Wellness | Human Resources | AmazonBusiness | <u>9.89</u> | Wristlet Key Ring | Graciela Morales |
| Total 5302 | Wellness | | | 95.95 | | |
| 6050 | Dues & Memberships | Human Resources | IPMA-HR | 156.00 | Annual Membership | Crystal G Moreno |
| 6050 | Dues & Memberships | Human Resources | Society For Human Resourc... | 229.00 | Annual Membership | Crystal G Moreno |
| 6050 | Dues & Memberships | Surveillance & Quality Control | ESA Entomological Society o... | 155.00 | Regular membership for Entomological Society of America 01/0 | G Perezchica Harvey |
| 6050 | Dues & Memberships | Public Outreach | CAPIO California Association... | 275.00 | California Public Information Officials Annual Dues | Tammy Gordon |
| Total 6050 | Dues & Memberships | | | 815.00 | | |
| 6060 | Reproduction & Printing | Public Outreach | Design Print Banner LLC dba... | (39.15) | Discount code | Diana Reyes |

CVMVCD
Expenditure Journal - Calcard by Name

From 7/25/2022 Through 8/23/2022

| Object Code | Object Title | Dept Title | Vendor | Expenditures | Transaction Description | Card Holder Name |
|-------------|-------------------------|-----------------|--------------------------------|--------------|--|------------------|
| 6060 | Reproduction & Printing | Public Outreach | Design Print Banner LLC dba... | 195.76 | Stretch Table Cover | Diana Reyes |
| 6060 | Reproduction & Printing | Public Outreach | Design Print Banner LLC dba... | 13.70 | Taxes | Diana Reyes |
| 6060 | Reproduction & Printing | Public Outreach | Office Max / Office Depot | 23.99 | Art Contest Poster | Diana Reyes |
| 6060 | Reproduction & Printing | Public Outreach | Office Max / Office Depot | (6.00) | Coupon | Diana Reyes |
| 6060 | Reproduction & Printing | Public Outreach | Office Max / Office Depot | 9.95 | Delivery charge | Diana Reyes |
| 6060 | Reproduction & Printing | Public Outreach | Office Max / Office Depot | 1.57 | Taxes | Diana Reyes |
| Total 6060 | Reproduction & Printing | | | 199.82 | | |
| 6070 | Office Supplies | Finance | AmazonBusiness | 23.96 | 2023 Wall Calendar's For Accounting Tech and Payroll Coordin | Abelina Torres |
| 6070 | Office Supplies | Finance | AmazonBusiness | 29.90 | 32 x 48 Dry Erasable Wall Calendar 2022/2023 | Abelina Torres |
| 6070 | Office Supplies | Finance | AmazonBusiness | 15.93 | 32pk AA Batteries for Finance Equipment Use | Abelina Torres |
| 6070 | Office Supplies | Finance | AmazonBusiness | 14.65 | 8pk Steno Books | Abelina Torres |
| 6070 | Office Supplies | Finance | AmazonBusiness | (12.01) | Promotion Applied | Abelina Torres |
| 6070 | Office Supplies | Finance | AmazonBusiness | 3.74 | Dry Erase Board Cleaner | Abelina Torres |
| 6070 | Office Supplies | Finance | AmazonBusiness | 11.71 | Dry Erase Markers For Finance Calendar and Board | Abelina Torres |
| 6070 | Office Supplies | Finance | AmazonBusiness | 16.99 | Ink Joy Gel Pens for Payroll Coordinator | Abelina Torres |
| 6070 | Office Supplies | Finance | AmazonBusiness | 27.08 | Smead Poly File Folders Asst. Colors | Abelina Torres |
| 6070 | Office Supplies | Finance | AmazonBusiness | 20.49 | Smead Poly File Folders Red | Abelina Torres |
| 6070 | Office Supplies | Finance | AmazonBusiness | 11.29 | Shipping & Handling | Abelina Torres |
| 6070 | Office Supplies | Finance | AmazonBusiness | 14.33 | Taxes | Abelina Torres |
| 6070 | Office Supplies | Human Resources | AmazonBusiness | 53.87 | Tax | Crystal G Moreno |
| 6070 | Office Supplies | Human Resources | AmazonBusiness | 547.62 | Outdoor Bulletin Board | Crystal G Moreno |

CVMVCD
Expenditure Journal - Calcard by Name

From 7/25/2022 Through 8/23/2022

| Object Code | Object Title | Dept Title | Vendor | Expenditures | Transaction Description | Card Holder Name |
|-------------|-----------------|--------------------------------|-------------------------------|--------------|--|------------------|
| 6070 | Office Supplies | Human Resources | AmazonBusiness | 68.00 | SentrySafe HD4100 Fireproof Safe and Waterproof Safe with Ke | Crystal G Moreno |
| 6070 | Office Supplies | Finance | Government Finance Officer... | 129.00 | Electronic GAAFR (2022 Edition) | David M Ianson |
| 6070 | Office Supplies | Human Resources | AmazonBusiness | 42.99 | Pk of Flash Drives | Graciela Morales |
| 6070 | Office Supplies | Human Resources | AmazonBusiness | 3.76 | Tax | Graciela Morales |
| 6070 | Office Supplies | Administration | AmazonBusiness | 4.68 | Tax | Greeman Diane |
| 6070 | Office Supplies | Administration | AmazonBusiness | 5.99 | Shipping & Handling | Greeman Diane |
| 6070 | Office Supplies | Administration | AmazonBusiness | 47.49 | Cuisinart Toaster | Greeman Diane |
| 6070 | Office Supplies | Human Resources | Staples Business Advantage | 23.02 | BIC Wite-Out | Greeman Diane |
| 6070 | Office Supplies | Human Resources | Staples Business Advantage | 16.86 | Post-it Notes | Greeman Diane |
| 6070 | Office Supplies | Human Resources | Staples Business Advantage | 6.69 | Tax | Greeman Diane |
| 6070 | Office Supplies | Human Resources | Staples Business Advantage | 36.58 | Manilla folders w/Fasteners | Greeman Diane |
| 6070 | Office Supplies | Surveillance & Quality Control | LeOra Software LLC | 200.00 | PoloPlus software | Kim Hung |
| 6070 | Office Supplies | Control Operations | Staples Business Advantage | 11.34 | Avery Economy 1 View Binder, White | Sarah Crenshaw |
| 6070 | Office Supplies | Control Operations | Staples Business Advantage | 28.48 | Avery Heavy Duty 1 View Binder, Navy Blue | Sarah Crenshaw |
| 6070 | Office Supplies | Control Operations | Staples Business Advantage | 13.85 | Brother Label Maker Tapes | Sarah Crenshaw |
| 6070 | Office Supplies | Control Operations | Staples Business Advantage | 129.30 | Copy Paper | Sarah Crenshaw |
| 6070 | Office Supplies | Control Operations | Staples Business Advantage | 19.40 | Estimated Tax | Sarah Crenshaw |
| 6070 | Office Supplies | Control Operations | Staples Business Advantage | 38.80 | Medium Weight Sheet Protectors | Sarah Crenshaw |
| 6070 | Office Supplies | Public Outreach | Walmart Stores | 12.53 | flash cards for UAS study group | Tammy Gordon |
| 6070 | Office Supplies | Public Outreach | Desert Sun Publishing Co | 14.99 | Subscription Fee for Desert Sun | Tammy Gordon |
| Total 6070 | Office Supplies | | | 1,633.30 | | |
| 6075 | Postage | Surveillance & Quality Control | UPS | 44.77 | Delivery Service Fee 07/23/22 | Rosendo Ruiz |
| 6075 | Postage | Surveillance & Quality Control | UPS | 30.00 | Delivery Service Fee 08/13/2022 | Rosendo Ruiz |
| 6075 | Postage | Surveillance & Quality Control | UPS | 39.31 | Delivery Service Fee 7/30/22 | Rosendo Ruiz |

CVMVCD
Expenditure Journal - Calcard by Name

From 7/25/2022 Through 8/23/2022

| Object Code | Object Title | Dept Title | Vendor | Expenditures | Transaction Description | Card Holder Name |
|-------------|-----------------------|-----------------|-----------------------------------|--------------|--|------------------|
| Total 6075 | Postage | | | 114.08 | | |
| 6110 | Conference Expense | Trustee Support | CSDAConferenceExpense | 650.00 | Registration | Graciela Morales |
| Total 6110 | Conference Expense | | | 650.00 | | |
| 6120 | Trustee Support | Trustee Support | California Special Districts A... | 40.00 | Brown Act Manual | Melissa Tallion |
| 6120 | Trustee Support | Trustee Support | California Special Districts A... | 10.00 | Shipping | Melissa Tallion |
| Total 6120 | Trustee Support | | | 50.00 | | |
| 6200 | Meetings Expense | Human Resources | El Campanario Restaurant | 69.61 | HR Department Meeting - Lunch Provided (Moreno, Morales, Gre | Crystal G Moreno |
| 6200 | Meetings Expense | Public Outreach | Dutch Bros Coffee | 10.50 | coffee meeting with Admin Clerk | Tammy Gordon |
| Total 6200 | Meetings Expense | | | 80.11 | | |
| 6210 | Promotion & Education | Public Outreach | AmazonBusiness | 9.59 | Paper Fasteners 500 pieces | Diana Reyes |
| 6210 | Promotion & Education | Public Outreach | AmazonBusiness | 5.99 | Shipping | Diana Reyes |
| 6210 | Promotion & Education | Public Outreach | AmazonBusiness | 11.59 | Taxes | Diana Reyes |
| 6210 | Promotion & Education | Public Outreach | AmazonBusiness | 26.99 | Thermal Lamination Pouches 100 sheets | Diana Reyes |
| 6210 | Promotion & Education | Public Outreach | AmazonBusiness | 89.94 | Universal 10X10 Pop up Canopy Roller Bag | Diana Reyes |
| 6210 | Promotion & Education | Public Outreach | Cathedral City Hot Air Balloo... | 200.00 | C.C. Hot Air Balloon Festival | Diana Reyes |
| Total 6210 | Promotion & Education | | | 344.10 | | |

CVMVCD
Expenditure Journal - Calcard by Name

From 7/25/2022 Through 8/23/2022

| Object Code | Object Title | Dept Title | Vendor | Expenditures | Transaction Description | Card Holder Name |
|-------------|-----------------------------|--------------------------------|---------------------------------|--------------|--|------------------|
| 6220 | Public Outreach Advertising | Public Outreach | META | 10.60 | Meta ads for backpack program giveaway promotion | Tammy Gordon |
| 6220 | Public Outreach Advertising | Public Outreach | META | 98.00 | Meta ads for WALS applications in PD and PS | Tammy Gordon |
| 6220 | Public Outreach Advertising | Public Outreach | META | 251.40 | summer promotion of listserv on Meta | Tammy Gordon |
| Total 6220 | Public Outreach Advertising | | | 360.00 | | |
| 6410 | Telecommunications | Information Systems | Frontier Communications-To... | 166.92 | District Landline/POTS services 6/28 - 7/27/22 | Rosendo Ruiz |
| Total 6410 | Telecommunications | | | 166.92 | | |
| 7050 | Safety Expense | Surveillance & Quality Control | Home Depot Stores | 2.10 | taxes | Arturo Gutierrez |
| 7050 | Safety Expense | Surveillance & Quality Control | Home Depot Stores | 23.97 | working leather gloves | Arturo Gutierrez |
| 7050 | Safety Expense | Control Operations | Jernigan's Sporting Goods, I... | 179.97 | Hip Waders Allen Size 7 | Gonzalo Valadez |
| 7050 | Safety Expense | Control Operations | Jernigan's Sporting Goods, I... | 15.75 | Sales tax on purchse at 8.75% | Gonzalo Valadez |
| 7050 | Safety Expense | Human Resources | Walgreens Stores | 169.83 | COVID-19 Tests | Graciela Morales |
| 7050 | Safety Expense | Human Resources | Walgreens Stores | 99.90 | Rapid Covid Tests | Graciela Morales |
| 7050 | Safety Expense | Human Resources | Walgreens Stores | 23.60 | Tax | Graciela Morales |
| 7050 | Safety Expense | Fleet Maintenance | AmazonBusiness | 19.99 | Anti Slip Grip Safety Tape | Greeman Diane |
| 7050 | Safety Expense | Fleet Maintenance | AmazonBusiness | 15.99 | Anti Slip Safety Tape | Greeman Diane |
| 7050 | Safety Expense | Fleet Maintenance | AmazonBusiness | 21.96 | Glacier Cherry | Greeman Diane |
| 7050 | Safety Expense | Fleet Maintenance | AmazonBusiness | 21.96 | Glacier Freeze | Greeman Diane |
| 7050 | Safety Expense | Fleet Maintenance | AmazonBusiness | 46.50 | Grape Sqwincher | Greeman Diane |
| 7050 | Safety Expense | Fleet Maintenance | AmazonBusiness | 22.72 | Shipping & Handling | Greeman Diane |
| 7050 | Safety Expense | Fleet Maintenance | AmazonBusiness | 44.00 | Sugar Free - Fruit Punch | Greeman Diane |
| 7050 | Safety Expense | Fleet Maintenance | AmazonBusiness | 3.28 | Tax | Greeman Diane |
| 7050 | Safety Expense | Surveillance & Quality Control | Fisher Scientific Company LLC | 147.90 | face shields | Jennifer Henke |
| 7050 | Safety Expense | Surveillance & Quality Control | Fisher Scientific Company LLC | 11.20 | shipping | Jennifer Henke |

CVMVCD
Expenditure Journal - Calcard by Name

From 7/25/2022 Through 8/23/2022

| Object Code | Object Title | Dept Title | Vendor | Expenditures | Transaction Description | Card Holder Name |
|-------------|--------------------|---------------------------------|--------------------------------|--------------|--------------------------------------|------------------|
| 7050 | Safety Expense | Surveillance & Quality Control | Fisher Scientific Company LLC | 12.94 | tax | Jennifer Henke |
| Total 7050 | Safety Expense | | | 883.56 | | |
| 7150 | IT Communications | Information Systems | Frontier Communications-Int... | 445.98 | Internet Services 6/25/22-7/24/22 | Rosendo Ruiz |
| 7150 | IT Communications | Information Systems | Frontier Communications-Int... | 451.09 | Internet Services 7/25/22-8/24/22 | Rosendo Ruiz |
| Total 7150 | IT Communications | | | 897.07 | | |
| 7200 | Household Supplies | Buildings & Grounds Maintenance | Walgreens Stores | 11.48 | Dishliquid - (Ops/Adm) | Graciela Morales |
| 7200 | Household Supplies | Buildings & Grounds Maintenance | Walgreens Stores | 1.00 | Tax | Graciela Morales |
| 7200 | Household Supplies | Buildings & Grounds Maintenance | Waxie Sanitary Supply | 39.12 | 2Ply Toilet Paper | Rosendo Ruiz |
| 7200 | Household Supplies | Buildings & Grounds Maintenance | Waxie Sanitary Supply | 157.40 | Blue Star Flat Liner/CS | Rosendo Ruiz |
| 7200 | Household Supplies | Buildings & Grounds Maintenance | Waxie Sanitary Supply | 80.85 | Multifold Towel | Rosendo Ruiz |
| 7200 | Household Supplies | Buildings & Grounds Maintenance | Waxie Sanitary Supply | 28.52 | Tax | Rosendo Ruiz |
| 7200 | Household Supplies | Buildings & Grounds Maintenance | Waxie Sanitary Supply | 48.64 | Toilet Seat Covers | Rosendo Ruiz |
| Total 7200 | Household Supplies | | | 367.01 | | |

CVMVCD
Expenditure Journal - Calcard by Name

From 7/25/2022 Through 8/23/2022

| Object Code | Object Title | Dept Title | Vendor | Expenditures | Transaction Description | Card Holder Name |
|-------------|----------------------|---------------------------------|--------------------------|--------------|---|------------------|
| 7300 | Repair & Maintenance | Buildings & Grounds Maintenance | Burrtec Waste Industries | 14.00 | Miscellonus items-clean up | Armando Gaspar |
| 7300 | Repair & Maintenance | Buildings & Grounds Maintenance | Glass Block Installation | 8.00 | 12' Inch Grout Bag | Armando Gaspar |
| 7300 | Repair & Maintenance | Buildings & Grounds Maintenance | Glass Block Installation | 18.95 | 3' Inch Corner Spacers degradable plastic Pk 30 | Armando Gaspar |
| 7300 | Repair & Maintenance | Buildings & Grounds Maintenance | Glass Block Installation | 6.10 | taxes | Armando Gaspar |
| 7300 | Repair & Maintenance | Buildings & Grounds Maintenance | Glass Block Installation | 24.95 | Wave Glass Block Mortar | Armando Gaspar |
| 7300 | Repair & Maintenance | Buildings & Grounds Maintenance | Glass Block Installation | 26.85 | Wave Glass Block 7 x 7 x3 1/8 | Armando Gaspar |
| 7300 | Repair & Maintenance | Buildings & Grounds Maintenance | Home Depot Stores | 4.92 | 1 1/2 Zinc Slip Nut | Armando Gaspar |
| 7300 | Repair & Maintenance | Buildings & Grounds Maintenance | Home Depot Stores | 31.00 | 14 G GALV10 | Armando Gaspar |
| 7300 | Repair & Maintenance | Buildings & Grounds Maintenance | Home Depot Stores | 39.63 | 14 gauge x 2ft strutt channel | Armando Gaspar |
| 7300 | Repair & Maintenance | Buildings & Grounds Maintenance | Home Depot Stores | 6.43 | 3/4 -1 Hole STRAPS PK20 | Armando Gaspar |
| 7300 | Repair & Maintenance | Buildings & Grounds Maintenance | Home Depot Stores | 2.84 | 3/4 -SS Connectors Insulated PK3 | Armando Gaspar |
| 7300 | Repair & Maintenance | Buildings & Grounds Maintenance | Home Depot Stores | 2.66 | 3/4 90 Bell Moisture Conduitt | Armando Gaspar |
| 7300 | Repair & Maintenance | Buildings & Grounds Maintenance | Home Depot Stores | 4.06 | 3/4 Couplings pk15 | Armando Gaspar |

CVMVCD
Expenditure Journal - Calcard by Name

From 7/25/2022 Through 8/23/2022

| Object Code | Object Title | Dept Title | Vendor | Expenditures | Transaction Description | Card Holder Name |
|-------------|----------------------|---------------------------------|-------------------|--------------|------------------------------------|------------------|
| 7300 | Repair & Maintenance | Buildings & Grounds Maintenance | Home Depot Stores | 115.30 | 3/4 S40 Moisture Conduitt | Armando Gaspar |
| 7300 | Repair & Maintenance | Buildings & Grounds Maintenance | Home Depot Stores | 115.30 | 3/4 Schedule 40 Conduittx 10 ft | Armando Gaspar |
| 7300 | Repair & Maintenance | Buildings & Grounds Maintenance | Home Depot Stores | 2.66 | 3/4 90 degree pvc elbow | Armando Gaspar |
| 7300 | Repair & Maintenance | Buildings & Grounds Maintenance | Home Depot Stores | 126.50 | 3/4 EMT Pipe x 10 ft | Armando Gaspar |
| 7300 | Repair & Maintenance | Buildings & Grounds Maintenance | Home Depot Stores | 0.57 | 3/4 Threaded plug | Armando Gaspar |
| 7300 | Repair & Maintenance | Buildings & Grounds Maintenance | Home Depot Stores | 31.47 | 3/4 X10 MX4 dRILL bit | Armando Gaspar |
| 7300 | Repair & Maintenance | Buildings & Grounds Maintenance | Home Depot Stores | 12.56 | 3/8 Mason bit 12in | Armando Gaspar |
| 7300 | Repair & Maintenance | Buildings & Grounds Maintenance | Home Depot Stores | 10.29 | 3/8 Sleeve anchors | Armando Gaspar |
| 7300 | Repair & Maintenance | Buildings & Grounds Maintenance | Home Depot Stores | 11.76 | 3/8X 1 7/8 Sleeve Anchors | Armando Gaspar |
| 7300 | Repair & Maintenance | Buildings & Grounds Maintenance | Home Depot Stores | 0.98 | 4 Blank Cover Plate | Armando Gaspar |
| 7300 | Repair & Maintenance | Buildings & Grounds Maintenance | Home Depot Stores | 2.20 | 4 square gang box | Armando Gaspar |
| 7300 | Repair & Maintenance | Buildings & Grounds Maintenance | Home Depot Stores | 14.88 | 8FT EXTENSION CORD 6 OUTLET | Armando Gaspar |
| 7300 | Repair & Maintenance | Buildings & Grounds Maintenance | Home Depot Stores | 3.30 | EMT 3/4 I Compression Coupling 5PK | Armando Gaspar |

CVMVCD
Expenditure Journal - Calcard by Name

From 7/25/2022 Through 8/23/2022

| Object Code | Object Title | Dept Title | Vendor | Expenditures | Transaction Description | Card Holder Name |
|-------------|----------------------|---------------------------------|-------------------|--------------|-------------------------------|------------------|
| 7300 | Repair & Maintenance | Buildings & Grounds Maintenance | Home Depot Stores | 19.92 | EMT 3/4 90 degree elbow | Armando Gaspar |
| 7300 | Repair & Maintenance | Buildings & Grounds Maintenance | Home Depot Stores | 12.58 | EMT 3/4 Conduitt | Armando Gaspar |
| 7300 | Repair & Maintenance | Buildings & Grounds Maintenance | Home Depot Stores | 0.57 | EMT 3/4 Female adapter slip | Armando Gaspar |
| 7300 | Repair & Maintenance | Buildings & Grounds Maintenance | Home Depot Stores | 4.60 | EMT 3/4 SS Compression 5PK | Armando Gaspar |
| 7300 | Repair & Maintenance | Buildings & Grounds Maintenance | Home Depot Stores | 4.34 | EMT Compression Couplings 5PK | Armando Gaspar |
| 7300 | Repair & Maintenance | Buildings & Grounds Maintenance | Home Depot Stores | 11.92 | Everbilt BLK Rafter Hanger | Armando Gaspar |
| 7300 | Repair & Maintenance | Buildings & Grounds Maintenance | Home Depot Stores | 13.68 | Universal 3/4 Pipe Clamps | Armando Gaspar |
| 7300 | Repair & Maintenance | Buildings & Grounds Maintenance | Home Depot Stores | 3.65 | Wingnuts 15 amp Red-15Pk | Armando Gaspar |
| 7300 | Repair & Maintenance | Buildings & Grounds Maintenance | Home Depot Stores | 5.98 | Wingnuts 15 amp Tan-30Pk | Armando Gaspar |
| 7300 | Repair & Maintenance | Buildings & Grounds Maintenance | Home Depot Stores | 4.28 | Wingnuts 15 amp Yellow-30Pk | Armando Gaspar |
| 7300 | Repair & Maintenance | Buildings & Grounds Maintenance | Home Depot Stores | 36.79 | tax | Armando Gaspar |
| 7300 | Repair & Maintenance | Buildings & Grounds Maintenance | Home Depot Stores | 12.96 | Hand Grip Nozzle 3/4 | Armando Gaspar |
| 7300 | Repair & Maintenance | Buildings & Grounds Maintenance | Home Depot Stores | (3.30) | Instant Savings | Armando Gaspar |

CVMVCD
Expenditure Journal - Calcard by Name

From 7/25/2022 Through 8/23/2022

| Object Code | Object Title | Dept Title | Vendor | Expenditures | Transaction Description | Card Holder Name |
|-------------|---------------------------|---------------------------------|----------------------------------|--------------|------------------------------|------------------|
| 7300 | Repair & Maintenance | Buildings & Grounds Maintenance | Home Depot Stores | 7.45 | PVC Cement Glue Clear | Armando Gaspar |
| 7300 | Repair & Maintenance | Buildings & Grounds Maintenance | Home Depot Stores | 19.02 | TAXES | Armando Gaspar |
| 7300 | Repair & Maintenance | Buildings & Grounds Maintenance | Home Depot Stores | 29.96 | toilet seat commercial | Oscar Guerrero |
| 7300 | Repair & Maintenance | Buildings & Grounds Maintenance | Home Depot Stores | 10.38 | simple green | Oscar Guerrero |
| 7300 | Repair & Maintenance | Buildings & Grounds Maintenance | Home Depot Stores | 5.06 | tax | Oscar Guerrero |
| 7300 | Repair & Maintenance | Buildings & Grounds Maintenance | Johnstone Supply | 15.00 | FREIGHT | Oscar Guerrero |
| 7300 | Repair & Maintenance | Buildings & Grounds Maintenance | Johnstone Supply | 125.16 | RELAY DPDT 120v | Oscar Guerrero |
| 7300 | Repair & Maintenance | Buildings & Grounds Maintenance | Johnstone Supply | 9.70 | TAX | Oscar Guerrero |
| 7300 | Repair & Maintenance | Buildings & Grounds Maintenance | Home Depot Stores | 17.48 | ge whole house filter system | Oscar Guerrero |
| Total 7300 | Repair & Maintenance | | | 1,005.34 | | |
| 7310 | Maintenance & Calibration | Buildings & Grounds Maintenance | Refrigeration Supplies Distri... | 111.36 | 12x24x2 AC FILTERS | Oscar Guerrero |
| 7310 | Maintenance & Calibration | Buildings & Grounds Maintenance | Refrigeration Supplies Distri... | 59.04 | 16x20x2 AC FILTERS | Oscar Guerrero |

CVMVCD
Expenditure Journal - Calcard by Name

From 7/25/2022 Through 8/23/2022

| Object Code | Object Title | Dept Title | Vendor | Expenditures | Transaction Description | Card Holder Name |
|-------------|---------------------------|---------------------------------|----------------------------------|--------------|--|------------------|
| 7310 | Maintenance & Calibration | Buildings & Grounds Maintenance | Refrigeration Supplies Distri... | 57.72 | 16x25x2 AC FILTERS | Oscar Guerrero |
| 7310 | Maintenance & Calibration | Buildings & Grounds Maintenance | Refrigeration Supplies Distri... | 69.24 | 20x20x2 AC FILTERS | Oscar Guerrero |
| 7310 | Maintenance & Calibration | Buildings & Grounds Maintenance | Refrigeration Supplies Distri... | 73.92 | 20x25x2 AC FILTERS | Oscar Guerrero |
| 7310 | Maintenance & Calibration | Buildings & Grounds Maintenance | Refrigeration Supplies Distri... | 156.24 | 24x24x2 AC FILTERS | Oscar Guerrero |
| 7310 | Maintenance & Calibration | Buildings & Grounds Maintenance | Refrigeration Supplies Distri... | 40.88 | tax | Oscar Guerrero |
| Total 7310 | Maintenance & Calibration | | | 568.40 | | |
| 7350 | Permits, Licenses & Fees | Fleet Maintenance | South Coast AQMD | 19.93 | CONVENIENCE FEE | Rosendo Ruiz |
| 7350 | Permits, Licenses & Fees | Fleet Maintenance | South Coast AQMD | 151.85 | FLAT FEE FOR LAST FISCAL YEAR EMISSIONS | Rosendo Ruiz |
| 7350 | Permits, Licenses & Fees | Fleet Maintenance | South Coast AQMD | 468.76 | ICE (50-500HP) EM ELEC GEN-DIESEL: G45337 | Rosendo Ruiz |
| 7350 | Permits, Licenses & Fees | Fleet Maintenance | South Coast AQMD | 277.12 | RULE 461 LIQUID FUEL DISPENSING SYSTEM: N28250 | Rosendo Ruiz |
| Total 7350 | Permits, Licenses & Fees | | | 917.66 | | |
| 7400 | Vehicle Parts & Supplies | Fleet Maintenance | AmazonBusiness | 217.78 | Adjustable Trailer Stake (8 pack) | Greeman Diane |
| 7400 | Vehicle Parts & Supplies | Fleet Maintenance | AmazonBusiness | 371.96 | Backup Camera Wireless | Greeman Diane |
| 7400 | Vehicle Parts & Supplies | Fleet Maintenance | AmazonBusiness | 17.97 | Chemical Resistant Sprayer | Greeman Diane |

CVMVCD
Expenditure Journal - Calcard by Name

From 7/25/2022 Through 8/23/2022

| Object Code | Object Title | Dept Title | Vendor | Expenditures | Transaction Description | Card Holder Name |
|-------------|--------------------------|-------------------|----------------|--------------|------------------------------|------------------|
| 7400 | Vehicle Parts & Supplies | Fleet Maintenance | AmazonBusiness | 160.32 | Course Hex Cap Screw-Grade 8 | Greeman Diane |
| 7400 | Vehicle Parts & Supplies | Fleet Maintenance | AmazonBusiness | 18.90 | Cutting Wheel (10 pk) | Greeman Diane |
| 7400 | Vehicle Parts & Supplies | Fleet Maintenance | AmazonBusiness | 20.44 | Dilution Bottle (5 pk.) | Greeman Diane |
| 7400 | Vehicle Parts & Supplies | Fleet Maintenance | AmazonBusiness | 29.70 | Electrical Tape | Greeman Diane |
| 7400 | Vehicle Parts & Supplies | Fleet Maintenance | AmazonBusiness | 101.44 | Flat Washer | Greeman Diane |
| 7400 | Vehicle Parts & Supplies | Fleet Maintenance | AmazonBusiness | 44.99 | Fuse Kit 50 pk. | Greeman Diane |
| 7400 | Vehicle Parts & Supplies | Fleet Maintenance | AmazonBusiness | 16.49 | Grinding wheel (5 pk.) | Greeman Diane |
| 7400 | Vehicle Parts & Supplies | Fleet Maintenance | AmazonBusiness | 110.20 | Heat Shrink Tubing | Greeman Diane |
| 7400 | Vehicle Parts & Supplies | Fleet Maintenance | AmazonBusiness | 13.71 | Heat Shrink Tubng Kit | Greeman Diane |
| 7400 | Vehicle Parts & Supplies | Fleet Maintenance | AmazonBusiness | 170.34 | Hex Screws | Greeman Diane |
| 7400 | Vehicle Parts & Supplies | Fleet Maintenance | AmazonBusiness | 44.12 | Master Cylinder Guts Kit | Greeman Diane |
| 7400 | Vehicle Parts & Supplies | Fleet Maintenance | AmazonBusiness | 58.52 | Meguiar's Car Wash | Greeman Diane |
| 7400 | Vehicle Parts & Supplies | Fleet Maintenance | AmazonBusiness | 59.98 | Orange Degreaser | Greeman Diane |
| 7400 | Vehicle Parts & Supplies | Fleet Maintenance | AmazonBusiness | 7.95 | Phillips Power Bits (5 pk) | Greeman Diane |
| 7400 | Vehicle Parts & Supplies | Fleet Maintenance | AmazonBusiness | 99.62 | Primary Wire - Black | Greeman Diane |
| 7400 | Vehicle Parts & Supplies | Fleet Maintenance | AmazonBusiness | 195.28 | Primary Wire - Red | Greeman Diane |
| 7400 | Vehicle Parts & Supplies | Fleet Maintenance | AmazonBusiness | 59.84 | Sanding Disc (25 pk) | Greeman Diane |
| 7400 | Vehicle Parts & Supplies | Fleet Maintenance | AmazonBusiness | 38.09 | Shipping & Handling | Greeman Diane |
| 7400 | Vehicle Parts & Supplies | Fleet Maintenance | AmazonBusiness | 58.40 | Split Lock Washer-Grade 8 | Greeman Diane |

CVMVCD
Expenditure Journal - Calcard by Name

From 7/25/2022 Through 8/23/2022

| Object Code | Object Title | Dept Title | Vendor | Expenditures | Transaction Description | Card Holder Name |
|-------------|--------------------------------|-------------------|----------------------------|--------------|---|------------------|
| 7400 | Vehicle Parts & Supplies | Fleet Maintenance | AmazonBusiness | 59.80 | Stainless Fender Washers | Greeman Diane |
| 7400 | Vehicle Parts & Supplies | Fleet Maintenance | AmazonBusiness | 180.19 | Tax | Greeman Diane |
| 7400 | Vehicle Parts & Supplies | Fleet Maintenance | AmazonBusiness | 83.60 | Tire Shine | Greeman Diane |
| 7400 | Vehicle Parts & Supplies | Fleet Maintenance | Home Depot Pro | 273.66 | Protective Spray Paint (6 pk.) | Greeman Diane |
| 7400 | Vehicle Parts & Supplies | Fleet Maintenance | Home Depot Pro | 23.95 | Tax | Greeman Diane |
| 7400 | Vehicle Parts & Supplies | Fleet Maintenance | Liewer Enterprises, Inc. | 194.76 | RMCI ASM, Admiral | Greeman Diane |
| 7400 | Vehicle Parts & Supplies | Fleet Maintenance | Liewer Enterprises, Inc. | 180.92 | RMCI Assembly- Master Cylinder | Greeman Diane |
| 7400 | Vehicle Parts & Supplies | Fleet Maintenance | Liewer Enterprises, Inc. | 21.37 | Shipping | Greeman Diane |
| 7400 | Vehicle Parts & Supplies | Fleet Maintenance | Traffic Safety Warehouse | 148.98 | Shipping | Greeman Diane |
| 7400 | Vehicle Parts & Supplies | Fleet Maintenance | Traffic Safety Warehouse | 40.63 | Tax | Greeman Diane |
| 7400 | Vehicle Parts & Supplies | Fleet Maintenance | Traffic Safety Warehouse | 260.00 | Traffic Cone | Greeman Diane |
| 7400 | Vehicle Parts & Supplies | Fleet Maintenance | Traffic Safety Warehouse | 63.80 | Traffic Cone Holder | Greeman Diane |
| 7400 | Vehicle Parts & Supplies | Fleet Maintenance | Truck Outfitters Plus | 179.95 | ARE Tonneau Cover Handle | Greeman Diane |
| 7400 | Vehicle Parts & Supplies | Fleet Maintenance | Truck Outfitters Plus | 19.95 | ARE Tonneau Cover Replacement Grab Handle | Greeman Diane |
| Total 7400 | Vehicle Parts & Supplies | | | 3,647.60 | | |
| 7420 | Offsite Vehicle Maint & Repair | Fleet Maintenance | UPS | 123.14 | 3 DAY GROUND COMMERCIAL | Edward Prendez |
| 7420 | Offsite Vehicle Maint & Repair | Fleet Maintenance | S and D Carwash Managem... | 177.60 | WASH TYPE: GOOD 7/30/2022 | Edward Prendez |
| 7420 | Offsite Vehicle Maint & Repair | Fleet Maintenance | Safelite Autoglass Corp | 450.29 | Front windshield replacement for unit 45 | Graciela Morales |

CVMVCD
Expenditure Journal - Calcard by Name

From 7/25/2022 Through 8/23/2022

| Object Code | Object Title | Dept Title | Vendor | Expenditures | Transaction Description | Card Holder Name |
|-------------|--------------------------------|--------------------------------|-----------------------------|--------------|--|------------------|
| 7420 | Offsite Vehicle Maint & Repair | Fleet Maintenance | Safelite Autoglass Corp | 26.72 | Taxes & Fees | Graciela Morales |
| 7420 | Offsite Vehicle Maint & Repair | Fleet Maintenance | Universal Brake & Alignment | 158.00 | Wheel Alignment | Richard Ortiz |
| 7420 | Offsite Vehicle Maint & Repair | Fleet Maintenance | Hawk Designs | 48.00 | NO STEP Decals & Trailer Numbers | Richard Ortiz |
| Total 7420 | Offsite Vehicle Maint & Repair | | | 983.75 | | |
| 7450 | Equipment Parts & Supplies | Surveillance & Quality Control | Home Depot Stores | 31.20 | Alligator clips | Arturo Gutierrez |
| 7450 | Equipment Parts & Supplies | Surveillance & Quality Control | Home Depot Stores | 2.73 | taxes | Arturo Gutierrez |
| 7450 | Equipment Parts & Supplies | Fleet Maintenance | Adafruit Industries LLC | 6.98 | CA TAX 8.75% | Edward Prendez |
| 7450 | Equipment Parts & Supplies | Fleet Maintenance | Adafruit Industries LLC | 79.80 | GPS ANTENNA - EXTERNAL ACTIVE ANTENNA - 3-5V 28dB 5 METER SM | Edward Prendez |
| 7450 | Equipment Parts & Supplies | Fleet Maintenance | Adafruit Industries LLC | 11.66 | Shipping | Edward Prendez |
| 7450 | Equipment Parts & Supplies | Fleet Maintenance | AmazonBusiness | 189.90 | Defoamer for Spray Tanks | Greeman Diane |
| 7450 | Equipment Parts & Supplies | Fleet Maintenance | AmazonBusiness | 5.99 | Shipping & Handling | Greeman Diane |
| 7450 | Equipment Parts & Supplies | Fleet Maintenance | AmazonBusiness | 23.67 | Tax | Greeman Diane |
| 7450 | Equipment Parts & Supplies | Fleet Maintenance | AmazonBusiness | 74.97 | Trailer Center Caps (4-pack) | Greeman Diane |
| 7450 | Equipment Parts & Supplies | Fleet Maintenance | Thomas Products Ltd | 820.00 | Liquid Flow Switch | Greeman Diane |
| 7450 | Equipment Parts & Supplies | Fleet Maintenance | Thomas Products Ltd | 29.59 | Shipping | Greeman Diane |
| Total 7450 | Equipment Parts & Supplies | | | 1,276.49 | | |

CVMVCD
Expenditure Journal - Calcard by Name

From 7/25/2022 Through 8/23/2022

| Object Code | Object Title | Dept Title | Vendor | Expenditures | Transaction Description | Card Holder Name |
|---------------|----------------------------------|---------------------------------------|--------------------------|--------------|--------------------------------------|------------------|
| 7500 | Small Tools Furniture & Equip | Buildings & Grounds Maintenance | Home Depot Stores | 14.94 | 3/4 90 elbow | Oscar Guerrero |
| 7500 | Small Tools Furniture & Equip | Buildings & Grounds Maintenance | Home Depot Stores | 3.30 | 3/4 compression coupling 5 pack | Oscar Guerrero |
| 7500 | Small Tools Furniture & Equip | Buildings & Grounds Maintenance | Home Depot Stores | 2.66 | 3/4 elbow bell end | Oscar Guerrero |
| 7500 | Small Tools Furniture & Equip | Buildings & Grounds Maintenance | Home Depot Stores | 99.00 | dw 20v 3.0 slim pack batt/charger | Oscar Guerrero |
| 7500 | Small Tools Furniture & Equip | Buildings & Grounds Maintenance | Home Depot Stores | 11.47 | speedemon spade bit | Oscar Guerrero |
| 7500 | Small Tools Furniture & Equip | Buildings & Grounds Maintenance | Home Depot Stores | 64.97 | step drill bit | Oscar Guerrero |
| 7500 | Small Tools Furniture & Equip | Buildings & Grounds Maintenance | Home Depot Stores | 17.18 | tax | Oscar Guerrero |
| Total 7500 | Small Tools Furniture & Equip | | | 213.52 | | |
| 7550 | Lab Supplies & Expense | Surveillance & Quality Control | Colorado Serum Company | 100.00 | Calf Blood | Jacob Tarango |
| 7550 | Lab Supplies & Expense | Surveillance & Quality Control | Colorado Serum Company | 15.00 | Handling Fees | Jacob Tarango |
| 7550 | Lab Supplies & Expense | Surveillance & Quality Control | Colorado Serum Company | 56.31 | Shipping | Jacob Tarango |
| 7550 | Lab Supplies & Expense | Surveillance & Quality Control | Jo-Ann Fabric Stores LLC | (23.88) | 40% Off Matte Tulle | Melissa Snelling |
| 7550 | Lab Supplies & Expense | Surveillance & Quality Control | Jo-Ann Fabric Stores LLC | 2.75 | Casa Chiffon Port Royale | Melissa Snelling |
| 7550 | Lab Supplies & Expense | Surveillance & Quality Control | Jo-Ann Fabric Stores LLC | 2.99 | estimated tax | Melissa Snelling |
| 7550 | Lab Supplies & Expense | Surveillance & Quality Control | Jo-Ann Fabric Stores LLC | 59.70 | Matte Tulle yardage | Melissa Snelling |

CVMVCD
Expenditure Journal - Calcard by Name

From 7/25/2022 Through 8/23/2022

| Object Code | Object Title | Dept Title | Vendor | Expenditures | Transaction Description | Card Holder Name |
|-------------|------------------------|--------------------------------|--------------------------------|--------------|--|---------------------|
| 7550 | Lab Supplies & Expense | Surveillance & Quality Control | Desert Feed Bag | 195.93 | 50 lb Dove and Quail feed | Michael Esparza |
| 7550 | Lab Supplies & Expense | Surveillance & Quality Control | Desert Feed Bag | 17.14 | taxes | Michael Esparza |
| Total 7550 | Lab Supplies & Expense | | | 425.94 | | |
| 7575 | Surveillance | Surveillance & Quality Control | ACE Hardware | 19.98 | Soldering Gun Tips | Arturo Gutierrez |
| 7575 | Surveillance | Surveillance & Quality Control | ACE Hardware | 1.55 | Taxes | Arturo Gutierrez |
| 7575 | Surveillance | Surveillance & Quality Control | Home Depot Stores | 17.48 | 5/16 x 3-1/4 Spring Link | Arturo Gutierrez |
| 7575 | Surveillance | Surveillance & Quality Control | Home Depot Stores | 1.52 | taxes | Arturo Gutierrez |
| 7575 | Surveillance | Surveillance & Quality Control | Hutchins & Hutchins | 402.00 | 9x9 antistatic Kim Wipes / 5 packages/case / 100/package | G Perezchica Harvey |
| 7575 | Surveillance | Surveillance & Quality Control | Hutchins & Hutchins | 85.65 | Freight | G Perezchica Harvey |
| 7575 | Surveillance | Surveillance & Quality Control | Mosquito & Vector Control A... | 2,706.00 | Mosquito Pool Test for Aedes aegypti - June 2022; \$22/unit; | G Perezchica Harvey |
| 7575 | Surveillance | Surveillance & Quality Control | Life Technologies Corporation | 149.16 | MEM Earles :1000MI | Melissa Snelling |
| 7575 | Surveillance | Surveillance & Quality Control | Life Technologies Corporation | 13.05 | Tax | Melissa Snelling |
| 7575 | Surveillance | Surveillance & Quality Control | Biosearch Technologies | 20.00 | Dry Ice Shipment Fee | Melissa Snelling |
| 7575 | Surveillance | Surveillance & Quality Control | Biosearch Technologies | 134.76 | Primers | Melissa Snelling |
| 7575 | Surveillance | Surveillance & Quality Control | Biosearch Technologies | 25.67 | Shipping | Melissa Snelling |
| 7575 | Surveillance | Surveillance & Quality Control | Biosearch Technologies | 423.00 | SLE Probe | Melissa Snelling |
| 7575 | Surveillance | Surveillance & Quality Control | Biosearch Technologies | 112.85 | Tax | Melissa Snelling |
| 7575 | Surveillance | Surveillance & Quality Control | Biosearch Technologies | 376.00 | WEE Probe | Melissa Snelling |

CVMVCD
Expenditure Journal - Calcard by Name

From 7/25/2022 Through 8/23/2022

| Object Code | Object Title | Dept Title | Vendor | Expenditures | Transaction Description | Card Holder Name |
|-------------|-------------------|--------------------------------|-----------------------------------|--------------|--|---------------------|
| 7575 | Surveillance | Surveillance & Quality Control | Biosearch Technologies | 336.00 | WNV Probe | Melissa Snelling |
| 7575 | Surveillance | Surveillance & Quality Control | WebstaurantStore | 215.60 | 20x15x5 Black Polyethylene Plastic bustub | Michael Esparza |
| 7575 | Surveillance | Surveillance & Quality Control | WebstaurantStore | 33.06 | Shipping and Handling | Michael Esparza |
| 7575 | Surveillance | Surveillance & Quality Control | WebstaurantStore | 21.75 | Taxes | Michael Esparza |
| Total 7575 | Surveillance | | | 5,095.08 | | |
| 7600 | Staff Training | Surveillance & Quality Control | Entomological Society Of A... | 495.00 | Registration for Entomological Society of America Meeting on | G Perezchica Harvey |
| 7600 | Staff Training | Surveillance & Quality Control | United Airlines | 418.53 | Round trip flight from PSP to YVR from 11/12 to 11/18/22 to | G Perezchica Harvey |
| 7600 | Staff Training | Administration | California Special Districts A... | 50.00 | CA Special District Finance Professionals Forum - Registr | Graciela Morales |
| 7600 | Staff Training | Surveillance & Quality Control | Entomological Society Of A... | 495.00 | registration | Jennifer Henke |
| 7600 | Staff Training | Public Outreach | CAPIO California Association... | (100.00) | Credit for Speaking at event | Tammy Gordon |
| Total 7600 | Staff Training | | | 1,358.53 | | |
| 7675 | Contract Services | Fleet Maintenance | Alldata LLC | 125.00 | Subscription Fees-August | Edward Prendez |
| 7675 | Contract Services | Fleet Maintenance | Verizon Connect Fleet USA L... | 1,303.30 | Vehicle Telematics-August | Edward Prendez |
| 7675 | Contract Services | Information Systems | Zoom | 148.40 | AUDIO CONFERENCE/Cloud Recording 100GB-August 2022 | Edward Prendez |
| 7675 | Contract Services | Information Systems | KnowBe4 USA | 3,512.78 | KNOWBE4 PHISHER SUBSCRIPTION | Rosendo Ruiz |
| 7675 | Contract Services | Information Systems | KnowBe4 USA | 1,679.63 | KNOWBE4 SECURITY AWARENESS TRAINING SUBSCRIPTION DIAMOND | Rosendo Ruiz |

CVMVCD
Expenditure Journal - Calcard by Name

From 7/25/2022 Through 8/23/2022

| Object Code | Object Title | Dept Title | Vendor | Expenditures | Transaction Description | Card Holder Name |
|-------------|--------------------------|---------------------|-------------------------------|--------------|--|------------------|
| Total 7675 | Contract Services | | | 6,769.11 | | |
| 7680 | Cloud Computing Services | Information Systems | ArchiveSocial, Inc. | 2,988.00 | SOCIAL MEDIA ARCHIVING ANNUAL SUBSCRIPTION 07/31/2022 - 07/3 | Edward Prendez |
| 7680 | Cloud Computing Services | Information Systems | Codero | 16.00 | MONTHLY RECURRING FEE 1 TB OF STORAGE 08/03 - 09/03 | Edward Prendez |
| 7680 | Cloud Computing Services | Information Systems | Maps Made Easy | 149.99 | 10,000 PROCESSING POINTS | Edward Prendez |
| 7680 | Cloud Computing Services | Information Systems | Microix, Inc. | 2,910.00 | MODULES: REQUISITION, BUDGET WITH 15 CONCURRENT USER LICENSE | Edward Prendez |
| 7680 | Cloud Computing Services | Information Systems | Zingle, Inc. | 394.00 | Cloud Computing Services-August | Edward Prendez |
| 7680 | Cloud Computing Services | Information Systems | Zingle, Inc. | 15.00 | Users | Edward Prendez |
| Total 7680 | Cloud Computing Services | | | 6,472.99 | | |
| 8415 | Capital Outlay | Information Systems | CDW Government, Inc | 796.52 | Microsoft Surface Dock 2 | Antonio Molina |
| 8415 | Capital Outlay | Information Systems | CDW Government, Inc | 346.72 | Microsoft Surfae USB-C to VGA Adapter | Antonio Molina |
| 8415 | Capital Outlay | Information Systems | CDW Government, Inc | 0.00 | Shipping and Handling | Antonio Molina |
| 8415 | Capital Outlay | Information Systems | CDW Government, Inc | 71.08 | Targus Newport | Antonio Molina |
| 8415 | Capital Outlay | Information Systems | CDW Government, Inc | 106.26 | Tax | Antonio Molina |
| 8415 | Capital Outlay | Fleet Maintenance | Grainger | 83.06 | Inserta Clamp | Greeman Diane |
| 8415 | Capital Outlay | Fleet Maintenance | Grainger | 1,971.62 | Modular Fixturing Kit - 80 Pc. | Greeman Diane |
| 8415 | Capital Outlay | Fleet Maintenance | Grainger | 73.22 | Shipping | Greeman Diane |
| 8415 | Capital Outlay | Fleet Maintenance | Grainger | 179.80 | Tax | Greeman Diane |
| 8415 | Capital Outlay | Fleet Maintenance | Northern Tool & Equipment ... | (39.99) | 1 Year Membership | Greeman Diane |
| 8415 | Capital Outlay | Fleet Maintenance | Northern Tool & Equipment ... | 39.99 | 1Year Membership | Greeman Diane |
| 8415 | Capital Outlay | Fleet Maintenance | Northern Tool & Equipment ... | 699.99 | Portable Oil Drain - 25 Gal. | Greeman Diane |

CVMVCD
Expenditure Journal - Calcard by Name

From 7/25/2022 Through 8/23/2022

| Object Code | Object Title | Dept Title | Vendor | Expenditures | Transaction Description | Card Holder Name |
|---------------|----------------|---------------------|-------------------------------|--------------|---|------------------|
| 8415 | Capital Outlay | Fleet Maintenance | Northern Tool & Equipment ... | 199.99 | Protection Welding Screen | Greeman Diane |
| 8415 | Capital Outlay | Fleet Maintenance | Northern Tool & Equipment ... | 81.88 | Shipping | Greeman Diane |
| 8415 | Capital Outlay | Fleet Maintenance | Northern Tool & Equipment ... | (57.38) | Shipping Discount | Greeman Diane |
| 8415 | Capital Outlay | Fleet Maintenance | Northern Tool & Equipment ... | 78.75 | Tax | Greeman Diane |
| 8415 | Capital Outlay | Information Systems | Big Tex Trailers | 379.31 | CA 8.75% | Richard Ortiz |
| 8415 | Capital Outlay | Information Systems | Big Tex Trailers | 55.00 | DOC PREP-TEX | Richard Ortiz |
| 8415 | Capital Outlay | Information Systems | Big Tex Trailers | 65.00 | FREIGHT | Richard Ortiz |
| 8415 | Capital Outlay | Information Systems | Big Tex Trailers | 22.00 | REGISTRATION FEE | Richard Ortiz |
| 8415 | Capital Outlay | Information Systems | Big Tex Trailers | 180.00 | SPARE TIRE AND RIM | Richard Ortiz |
| 8415 | Capital Outlay | Information Systems | Big Tex Trailers | 4,100.00 | TANDEM AXLE PIPE TOP UTILITY TRAILER | Richard Ortiz |
| 8415 | Capital Outlay | Information Systems | Big Tex Trailers | 22.00 | TITLE FEE | Richard Ortiz |
| 8415 | Capital Outlay | Information Systems | Big Tex Trailers | 7.00 | WASTE TIRE FEE | Richard Ortiz |
| Total 8415 | Capital Outlay | | | 9,461.82 | | |
| Report Total | | | | 45,009.77 | | |

Coachella Valley Mosquito and Vector Control District
FINANCES AT A GLANCE
ALL FUNDS COMBINED
For the Month Ended August 31, 2022

| | Beginning of the Month | Change During the Month | End of the Month |
|--|---------------------------|-------------------------------|---------------------|
| INVESTMENTS | 14,327,945 | (1,744,992) | 12,582,953 |
| CASH | (173,258) | 675,584 | 502,326 |
| INVESTMENTS & CASH | 14,154,687 | (1,069,409) | 13,085,278 |
| CURRENT ASSETS | 2,276,750 | (111,124) | 2,165,627 |
| FIXED ASSETS | 9,632,595 | - | 9,632,595 |
| OTHER ASSETS | 4,995,513 | - | 4,995,513 |
| TOTAL ASSETS | 31,059,546 | (1,180,532) | 29,879,014 |
| TOTAL LIABILITIES | 5,695,429 | (361,796) | 5,333,633 |
| TOTAL DISTRICT EQUITY | 25,364,117 | (818,736) | 24,545,380 |
| TOTAL LIABILITIES & EQUITY | 31,059,546 | (1,180,532) | 29,879,014 |
| | | | |
| RECEIPTS | | \$ 58,590 | |
| | | | |
| CASH DISBURSEMENTS | | | |
| Payroll | \$ 466,562 | | |
| General Admin | \$ 661,437 | | |
| Total Cash Disbursements | | \$ (1,127,999) | |
| | | | |
| NON-CASH ENTRIES: | | \$ (111,124) | |
| Accrual Modifications - Changes in A/P, A/R & Pre-paid insurance | | (111,124) | |
| Change during Month - Excess of Cash over Receipts & Non-Cash Adjustments | | \$ (1,180,532) | |

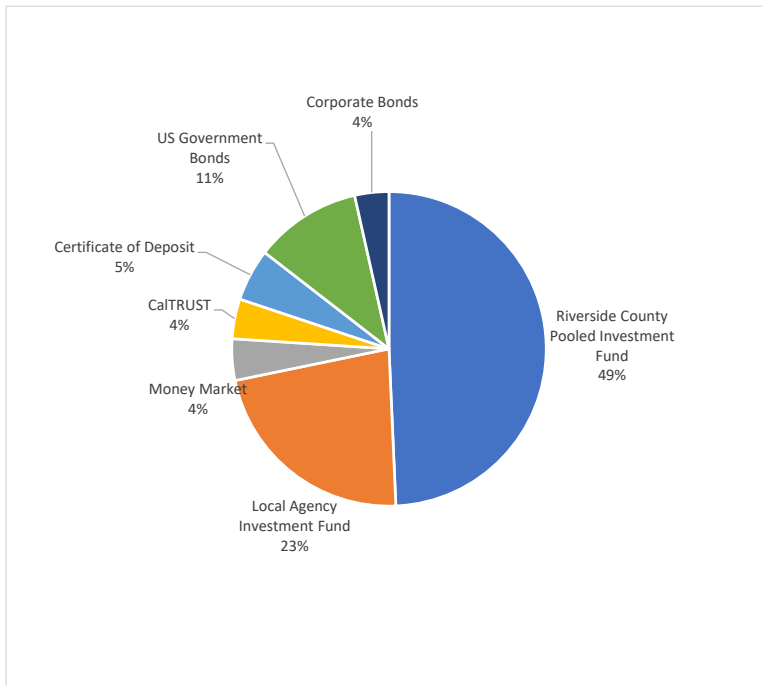
CVMVCD
Cash Journal - deposits
From 8/1/2022 Through 8/31/2022

| <u>Effective ...</u> | <u>Transaction Description</u> | <u>Deposits</u> | <u>Payee/Recipient Name</u> |
|----------------------|--------------------------------|-------------------------|---|
| 8/5/2022 | August Deposits | 69.07 | Employee Refund = Travel Related |
| 8/5/2022 | August Deposits | 1,816.30 | Employment Risk Management Authority |
| 8/5/2022 | August Deposits | 2,708.05 | US Bank |
| 8/10/2022 | Benefit Assessment | 53,714.83 | Riverside County |
| 8/12/2022 | August Deposit | 180.00 | Riverside County Department of Environmental Health |
| 8/31/2022 | August Receipts | <u>102.11</u> | California Bank & Trust |
| Report Total | | <u><u>58,590.36</u></u> | |

**COACHELLA VALLEY MOSQUITO AND VECTOR CONTROL DISTRICT
INVESTMENT FUND BALANCES AS OF AUGUST 31, 2022**

| INSTITUTION | IDENTIFICATION | Issue Date | Maturity Date | YIELD | General Fund | Thermal Capital Fund | Capital Equipment Replacement Fund | Capital Facility Replacement Fund | Capital Project Insectory Fund | BALANCE |
|--------------------------|------------------------|------------|---------------|-------|--------------|----------------------|------------------------------------|-----------------------------------|--------------------------------|----------------------|
| LAIF | Common Investments | | | 1.28% | 2,229,247 | 31,047 | 57,174 | 353,003 | 164,131 | \$ 2,834,603 |
| Riverside County | Funds 51105 & 51115 | | | 1.25% | 4,893,034 | 68,145 | 125,493 | 774,816 | 360,256 | \$ 6,221,745 |
| CalTRUST | Medium Term Fund | | | 1.14% | 406,181 | 5,657 | 10,417 | 64,319 | 29,906 | \$ 516,480 |
| CA Bank & Trust | Market Rate | | | 0.02% | 404,093 | 5,628 | 10,364 | 63,988 | 29,752 | \$ 513,825 |
| Pershing | Market Rate | | | 0.00% | 18,985 | 264 | 487 | 3,006 | 1,398 | \$ 24,140 |
| BMW Bank | Certificate of Deposit | 11/20/2020 | 11/20/2025 | 0.50% | | | 54,282 | 171,892 | | \$ 226,174 |
| State BK of India | Certificate of Deposit | 11/23/2020 | 11/24/2025 | 0.55% | | | 54,361 | 172,144 | | \$ 226,505 |
| Goldman Sachs | Certificate of Deposit | 9/21/2021 | 9/22/2026 | 1.05% | | 37,736 | 45,057 | 142,681 | | \$ 225,474 |
| Federal Home Ln | US Government Bonds | 11/24/2020 | 11/24/2025 | 0.63% | | | 166,936 | 528,629 | | \$ 695,565 |
| Federal Natl Mtg Assn | US Government Bonds | 11/25/2020 | 11/25/2025 | 0.63% | | | 166,009 | 525,694 | | \$ 691,703 |
| Bank Amer Corp | Corporate Bonds | 11/25/2020 | 11/25/2025 | 0.65% | | | 106,360 | 336,805 | | \$ 443,165 |
| Total Investments | | | | | 7,951,540 | 148,477 | 796,940 | 3,136,979 | 585,442 | \$ 12,619,379 |

**PORTFOLIO COMPOSITION AS OF AUGUST 31, 2022
WEIGHTED YIELD 1.08%**



In compliance with the California Code Section 53646; the Finance Administrator of the Coachella Valley Mosquito and Vector Control District hereby certifies that sufficient liquidity and anticipated revenue are available to meet the District's budgeted expenditure requirements for the next six months.

Investments in the report meet the requirements of the Coachella Valley Mosquito and Vector Control District's adopted investment policy

Respectfully submitted

NOTED AND APPROVED

CVMVCD
Statement of Revenue and Expenditures
August 31, 2022

| | Annual Budget | YTD Budget | YTD Actual | YTD Budget Variance | Current Period Budget | Current Period Actual | Current Period Variance | Annual Budget Variance | Percent Annual Budget | |
|-----------------|--------------------------------|-------------------|---------------|------------------------|-----------------------------|-----------------------------|-------------------------------|------------------------------|-----------------------------|---------------|
| Revenues | | | | | | | | | | |
| 4000 | Property Tax - Current Secured | 4,438,762 | 0 | 0 | 0 | 0 | 0 | (4,438,762) | (100)% | |
| 4010 | Property Tax - Curr. Supplmntl | 31,172 | 0 | 0 | 0 | 0 | 0 | (31,172) | (100)% | |
| 4020 | Property Tax - Curr. Unsecured | 199,247 | 0 | 0 | 0 | 0 | 0 | (199,247) | (100)% | |
| 4030 | Homeowners Tax Relief | 36,924 | 0 | 0 | 0 | 0 | 0 | (36,924) | (100)% | |
| 4070 | Property Tax - Prior Supp. | 53,097 | 0 | 0 | 0 | 0 | 0 | (53,097) | (100)% | |
| 4080 | Property Tax - Prior Unsecured | 9,069 | 0 | 0 | 0 | 0 | 0 | (9,069) | (100)% | |
| 4090 | Redevelopment Pass-Thru | 6,305,008 | 0 | 0 | 0 | 0 | 0 | (6,305,008) | (100)% | |
| 4520 | Interest Income - LAIF/CDs | 42,000 | 0 | 165 | 0 | 102 | 102 | (41,835) | (100)% | |
| 4530 | Other Miscellaneous Receipts | 63,000 | 10,500 | 0 | 5,250 | 0 | (5,250) | (63,000) | (100)% | |
| 4551 | Benefit Assessment Income | 2,299,810 | 0 | 0 | 0 | 0 | 0 | (2,299,810) | (100)% | |
| | Total Revenues | 13,478,089 | 10,500 | 165 | (10,335) | 5,250 | 102 | (5,148) | (13,477,924) | (101)% |

Expenditures

Payroll Expenses

| | | | | | | | | | | |
|------|-------------------------------|------------------|------------------|------------------|----------------|----------------|----------------|----------------|------------------|-------------|
| 5101 | Payroll - FT | 5,910,271 | 985,045 | 682,194 | 302,851 | 492,523 | 227,240 | 265,283 | 5,228,077 | 88 % |
| 5102 | Payroll Seasonal | 142,020 | 27,408 | 18,020 | 9,388 | 13,704 | 5,735 | 7,970 | 124,000 | 87 % |
| 5103 | Temporary Services | 6,900 | 0 | 0 | 0 | 0 | 0 | 0 | 6,900 | 100 % |
| 5105 | Payroll - Overtime Expense | 34,120 | 5,020 | 2,024 | 2,996 | 2,510 | 804 | 1,707 | 32,096 | 94 % |
| 5150 | CalPERS State Retirement | 752,856 | 283,829 | 223,291 | 60,538 | 46,903 | 57,981 | (11,079) | 529,565 | 70 % |
| 5155 | Social Security Expense | 360,143 | 60,256 | 44,702 | 15,554 | 30,128 | 14,908 | 15,220 | 315,441 | 88 % |
| 5165 | Medicare Expense | 84,227 | 14,092 | 10,521 | 3,571 | 7,046 | 3,487 | 3,559 | 73,706 | 88 % |
| 5170 | Cafeteria Plan | 1,263,700 | 210,617 | 299,255 | (88,638) | 105,308 | 191,774 | (86,466) | 964,445 | 76 % |
| 5172 | Retiree Healthcare | 392,420 | 65,403 | 12,942 | 52,461 | 32,702 | 12,715 | 19,986 | 379,478 | 97 % |
| 5180 | Deferred Compensation | 121,857 | 20,310 | 3,382 | 16,928 | 10,155 | 18,702 | (8,547) | 118,476 | 97 % |
| 5195 | Unemployment Insurance | 32,066 | 5,361 | (660) | 6,021 | 2,680 | (1,580) | 4,260 | 32,727 | 102 % |
| | Total Payroll Expenses | 9,100,581 | 1,677,340 | 1,295,671 | 381,670 | 743,658 | 531,766 | 211,893 | 7,804,910 | 86 % |

CVMVCD
Statement of Revenue and Expenditures
August 31, 2022

| | Annual Budget | YTD Budget | YTD Actual | YTD Budget Variance | Current Period Budget | Current Period Actual | Current Period Variance | Annual Budget Variance | Percent Annual Budget |
|--------------------------------------|---------------------------------|----------------|----------------|------------------------|-----------------------------|-----------------------------|-------------------------------|------------------------------|-----------------------------|
| Administrative Expenses | | | | | | | | | |
| 5250 | Tuition Reimbursement | 20,000 | 3,333 | 0 | 3,333 | 1,667 | 0 | 1,667 | 20,000 100 % |
| 5300 | Employee Incentive | 15,500 | 2,583 | 263 | 2,320 | 1,292 | 263 | 1,028 | 15,237 98 % |
| 5302 | Wellness | 5,600 | 933 | 96 | 837 | 467 | 96 | 371 | 5,504 98 % |
| 5305 | Employee Assistance Program | 4,000 | 667 | 918 | (251) | 333 | 608 | (274) | 3,082 77 % |
| 6000 | Property & Liability Insurance | 193,570 | 35,595 | 42,275 | (6,680) | 17,798 | 21,137 | (3,340) | 151,295 78 % |
| 6001 | Workers' Compensation Insurance | 206,753 | 46,959 | 40,143 | 6,816 | 23,479 | 20,071 | 3,408 | 166,610 81 % |
| 6050 | Dues & Memberships | 43,495 | 33,170 | 11,430 | 21,740 | 562 | 976 | (414) | 32,065 74 % |
| 6060 | Reproduction & Printing | 27,360 | 4,560 | 272 | 4,288 | 2,280 | 272 | 2,008 | 27,088 99 % |
| 6065 | Recruitment/Advertising | 7,500 | 1,250 | 1,996 | (746) | 625 | 1,408 | (783) | 5,504 73 % |
| 6070 | Office Supplies | 21,121 | 3,520 | 2,438 | 1,082 | 1,760 | 1,971 | (211) | 18,683 88 % |
| 6075 | Postage | 5,750 | 958 | 337 | 621 | 479 | 114 | 365 | 5,413 94 % |
| 6080 | Computer & Network Systems | 8,199 | 1,367 | 192 | 1,175 | 683 | 192 | 491 | 8,007 98 % |
| 6085 | Bank Service Charges | 250 | 42 | 70 | (28) | 21 | 70 | (49) | 180 72 % |
| 6090 | Local Agency Formation Comm. | 2,400 | 400 | 2,541 | (2,141) | 200 | 0 | 200 | (141) (6)% |
| 6095 | Professional Fees | 45,100 | 7,517 | 9,126 | (1,609) | 3,758 | 7,823 | (4,065) | 35,974 80 % |
| 6100 | Attorney Fees | 68,000 | 11,333 | 4,384 | 6,950 | 5,667 | 4,049 | 1,618 | 63,616 94 % |
| 6105 | Legal Services / Filing Fees | 1,000 | 167 | 0 | 167 | 83 | 0 | 83 | 1,000 100 % |
| 6106 | HR Risk Management | 4,500 | 4,500 | 5,210 | (710) | 0 | 0 | 0 | (710) (16)% |
| 6110 | Conference Expense | 54,335 | 4,467 | 650 | 3,817 | 1,833 | 650 | 1,183 | 53,685 99 % |
| 6115 | In-Lieu | 13,200 | 2,200 | 2,574 | (374) | 1,100 | 1,000 | 100 | 10,626 81 % |
| 6120 | Trustee Support | 7,600 | 1,267 | 460 | 806 | 633 | 50 | 583 | 7,140 94 % |
| 6200 | Meetings Expense | 7,010 | 835 | 80 | 755 | 418 | 80 | 337 | 6,930 99 % |
| 6210 | Promotion & Education | 28,000 | 4,667 | 937 | 3,730 | 2,333 | 344 | 1,989 | 27,063 97 % |
| 6220 | Public Outreach Advertising | 56,000 | 9,333 | 460 | 8,873 | 4,667 | 360 | 4,307 | 55,540 99 % |
| 6500 | Benefit Assessment Expenses | 86,000 | 7,167 | 7,768 | (602) | 0 | 7,768 | (7,768) | 78,232 91 % |
| Total Administrative Expenses | | 932,243 | 188,789 | 134,619 | 54,169 | 72,138 | 69,303 | 2,835 | 797,624 86 % |
| Utilities | | | | | | | | | |
| | 64 Utilities | 114,383 | 19,064 | 13,141 | 5,922 | 9,532 | 12,959 | (3,427) | 101,242 89 % |
| | 64 Telecommunications | 1,824 | 304 | 342 | (38) | 152 | 342 | (190) | 1,482 81 % |
| Total Utilities | | 116,207 | 19,368 | 13,483 | 5,885 | 9,684 | 13,301 | (3,617) | 102,724 88 % |

CVMVCD
Statement of Revenue and Expenditures
August 31, 2022

| | | | | YTD | Current | | Current | Annual | Percent | |
|------------------------|--|------------|-------------------|----------------|----------|----------------------|----------------|----------|-----------|-------|
| | | | | Budget | Period | Current | Period | Budget | Annual | |
| | Annual Budget | YTD Budget | YTD Actual | Variance | Budget | Period Actual | Variance | Variance | Budget | |
| Operating | | | | | | | | | | |
| 7000 | Uniform Expense | 54,985 | 9,123 | 6,228 | 2,895 | 4,562 | 4,343 | 218 | 48,757 | 89 % |
| 7050 | Safety Expense | 32,170 | 5,295 | 2,177 | 3,118 | 2,648 | 1,824 | 823 | 29,993 | 93 % |
| 7100 | Physican Fees | 5,000 | 833 | 895 | (62) | 417 | 895 | (478) | 4,105 | 82 % |
| 7150 | IT Communications | 56,500 | 9,417 | 9,165 | 252 | 4,708 | 7,475 | (2,767) | 47,335 | 84 % |
| 7200 | Household Supplies | 3,000 | 500 | 410 | 90 | 250 | 410 | (160) | 2,590 | 86 % |
| 7300 | Repair & Maintenance | 42,000 | 7,000 | 7,521 | (521) | 3,500 | 6,022 | (2,522) | 34,479 | 82 % |
| 7310 | Maintenance & Calibration | 6,170 | 0 | 568 | (568) | 0 | 568 | (568) | 5,602 | 91 % |
| 7350 | Permits, Licenses & Fees | 6,427 | 676 | 2,746 | (2,069) | 263 | 2,746 | (2,483) | 3,682 | 57 % |
| 7360 | Software Licensing | 31,335 | 225 | 0 | 225 | 0 | 0 | 0 | 31,335 | 100 % |
| 7400 | Vehicle Parts & Supplies | 44,720 | 7,453 | 9,056 | (1,602) | 3,727 | 4,513 | (786) | 35,664 | 80 % |
| 7420 | Offsite Vehicle Maint & Repair | 16,882 | 2,814 | 4,494 | (1,681) | 1,407 | 984 | 423 | 12,388 | 73 % |
| 7450 | Equipment Parts & Supplies | 26,940 | 5,107 | 1,791 | 3,316 | 1,983 | 1,722 | 261 | 25,149 | 93 % |
| 7500 | Small Tools Furniture & Equip | 4,700 | 783 | 214 | 570 | 392 | 214 | 178 | 4,486 | 95 % |
| 7550 | Lab Supplies & Expense | 35,720 | 7,153 | 7,800 | (647) | 3,577 | 6,817 | (3,241) | 27,920 | 78 % |
| 7570 | Aerial Pool Surveillance | 6,000 | 0 | 0 | 0 | 0 | 0 | 0 | 6,000 | 100 % |
| 7575 | Surveillance | 72,510 | 24,735 | 14,798 | 9,937 | 3,918 | 5,095 | (1,178) | 57,712 | 80 % |
| 7600 | Staff Training | 85,700 | 14,726 | 8,154 | 6,572 | 8,322 | 1,944 | 6,379 | 77,546 | 90 % |
| 7650 | Equipment Rental | 1,000 | 167 | 0 | 167 | 83 | 0 | 83 | 1,000 | 100 % |
| 7675 | Contract Services | 164,827 | 26,106 | 22,731 | 3,375 | 9,953 | 18,497 | (8,544) | 142,096 | 86 % |
| 7680 | Cloud Computing Services | 104,499 | 9,516 | 8,262 | 1,253 | 1,802 | 8,221 | (6,419) | 96,236 | 92 % |
| 7700 | Motor Fuel & Oils | 130,300 | 21,717 | 31,115 | (9,398) | 10,858 | 21,689 | (10,831) | 99,185 | 76 % |
| 7750 | Field Supplies | 14,600 | 2,433 | 0 | 2,433 | 1,217 | 0 | 1,217 | 14,600 | 100 % |
| 7800 | Control Products | 573,616 | 114,206 | 0 | 114,206 | 85,009 | 0 | 85,009 | 573,616 | 100 % |
| 7850 | Aerial Applications | 231,000 | 38,500 | 74,306 | (35,806) | 19,250 | 74,306 | (55,056) | 156,694 | 68 % |
| 7860 | Unmanned Aircraft Application Services | 40,000 | 6,667 | 0 | 6,667 | 3,333 | 0 | 3,333 | 40,000 | 100 % |
| 8415 | Capital Outlay | 62,442 | 17,090 | 3,311 | 13,779 | (10,585) | 3,311 | (13,896) | 59,131 | 95 % |
| 8510 | Research Projects | 150,000 | 22,891 | 22,853 | 38 | 11,446 | 11,427 | 19 | 127,147 | 85 % |
| 9000 | Contingency Expense | 110,000 | 18,333 | 0 | 18,333 | 9,167 | 0 | 9,167 | 110,000 | 100 % |
| Total Operating | | 2,113,043 | 373,466 | 238,595 | 134,871 | 181,205 | 183,022 | (1,817) | 1,874,447 | 89 % |

CVMVCD
Statement of Revenue and Expenditures
August 31, 2022

| | Annual Budget | YTD Budget | YTD Actual | YTD Budget Variance | Current Period Budget | Current Period Actual | Current Period Variance | Annual Budget Variance | Percent Annual Budget |
|---|--------------------|--------------------|--------------------|---------------------------|-----------------------------|-----------------------------|-------------------------------|------------------------------|-----------------------------|
| Contribution to Capital Reserves | | | | | | | | | |
| 8900 Transfer to other funds | 2,216,016 | 1,202,669 | 1,202,669 | 0 | 101,335 | 101,335 | 0 | (32) | (0)% |
| Total Contribution to Capital Reserves | 2,216,016 | 1,202,669 | 1,202,669 | 0 | 101,335 | 101,335 | 0 | (32) | (0)% |
| Total Expenditures | 14,478,089 | 3,461,632 | 2,885,037 | 576,595 | 1,108,020 | 898,726 | 302,596 | 769,726 | 6 % |
| Net revenue over/(under) expenditures | (1,000,000) | (3,451,132) | (2,884,872) | 566,260 | (1,102,770) | (898,624) | | | |

CVMVCD
Balance Sheet
As of 8/31/2022

| | | Current Year |
|----------------------|------------------------------|-----------------|
| Assets | | |
| Cash and Investments | | |
| 1000 | Cash - Investments | 12,582,952.61 |
| 1016 | Petty Cash | 500.00 |
| 1017 | Petty Cash Checking | 1,500.00 |
| 1035 | CB&T General Checking | 71,152.10 |
| 1036 | CB&T Payroll Checking | 429,173.63 |
| | Total Cash and Investments | 13,085,278.34 |
| Current Assets | | |
| 1050 | Accounts Receivable | 232,108.94 |
| 1080 | Interest Receivable | 12,832.89 |
| 1085 | Inventory | 633,981.76 |
| 1167 | Prepaid Research Proposals | 45,706.82 |
| 1168 | Prepaid Insurance | 409,119.53 |
| 1169 | Deposits | 831,877.00 |
| | Total Current Assets | 2,165,626.94 |
| Fixed Assets | | |
| 1170 | Construction in Progress | 4,925.00 |
| 1300 | Equipment/Vehicles | 2,055,955.14 |
| 1310 | Computer Equipment | 488,713.68 |
| 1311 | GIS Computer Systems | 301,597.91 |
| 1320 | Office Furniture & Equipment | 1,300,099.10 |
| 1330 | Land | 417,873.30 |
| 1335 | Oleander Building | 5,665,861.83 |
| 1336 | Signage | 23,651.39 |
| 1340 | Structures & Improvements | 3,026,125.52 |
| 1341 | Bio Control Building | 6,849,603.74 |
| 1342 | Bio Control Equip/Furn | 43,986.77 |
| 1399 | Accumulated Depreciation | (10,545,798.38) |
| | Total Fixed Assets | 9,632,595.00 |
| Other Assets | | |

CVMVCD
Balance Sheet
As of 8/31/2022

| | | Current Year |
|------------------------|---------------------------------------|---------------|
| 1520 | Resources to Be Provided | 3,514,102.32 |
| 1525 | Deferred Outflows of Resources | 1,068,928.00 |
| 1530 | Deferred Outflows of Resources - OPEB | 412,483.00 |
| 1900 | Due to/from | 0.12 |
| | Total Other Assets | 4,995,513.44 |
| | Total Assets | 29,879,013.72 |
| Liabilities | | |
| Short-term Liabilities | | |
| Accounts Payable | | |
| 2015 | Credit Card Payable | 40,892.05 |
| 2020 | Accounts Payable | 207,448.98 |
| 2030 | Accrued Payroll | (638.77) |
| 2040 | Payroll Taxes Payable | 12,197.74 |
| 2175 | Claims/Judgements Payable | (485.20) |
| 2185 | Employee Dues | 426.32 |
| | Total Accounts Payable | 259,841.12 |
| Deferred Revenue | | |
| 2025 | Deferred Revenue | 11,250.00 |
| | Total Deferred Revenue | 11,250.00 |
| | Total Short-term Liabilities | 271,091.12 |
| Long-term Liabilities | | |
| 2100 | Pollution Remediation Obligation | 2,100,000.00 |
| 2200 | Net Pension Liability | 1,612,919.00 |
| 2210 | Deferred Inflows of Resources | 85,158.00 |
| 2230 | Deferred Inflows - OPEB | 16,118.00 |
| 2300 | Net OPEB Liability | 453,746.00 |
| 2500 | Compensated Absences Payable | 794,601.32 |
| | Total Long-term Liabilities | 5,062,542.32 |
| | Total Liabilities | 5,333,633.44 |

CVMVCD
Balance Sheet
As of 8/31/2022

| | | Current Year |
|------|--|----------------|
| | Fund Balance | |
| | Non Spendable Fund Balance | |
| 3920 | Investment in Fixed Assets | 10,698,793.35 |
| 3945 | Reserve for Prepaids & Deposit | 1,041,259.68 |
| 3960 | Reserve for Inventory | 459,270.86 |
| | Total Non Spendable Fund Balance | 12,199,323.89 |
| | Committed Fund Balance | |
| 3965 | Public Health Emergency | 4,851,276.00 |
| | Total Committed Fund Balance | 4,851,276.00 |
| | Assigned Fund Balance | |
| 3910 | Reserve for Operations | 5,800,000.00 |
| 3925 | Reserve for Future Healthcare Liabilities | 453,746.00 |
| 3955 | Thermal Remediation Fund | 63,688.00 |
| 3970 | Reserve for Equipment | 726,018.00 |
| 3971 | Reserve for Facility & Vehicle Replacement | 2,659,312.00 |
| | Total Assigned Fund Balance | 9,702,764.00 |
| | Unassigned Fund Balance | |
| 3900 | Fund Equity | (568,650.76) |
| 3999 | P&L Summary | 69,086.12 |
| | Total Unassigned Fund Balance | (499,564.64) |
| | Current YTD Net Income | (1,708,418.97) |
| | Total Current YTD Net Income | (1,708,418.97) |
| | Total Fund Balance | 24,545,380.28 |
| | Total Liabilities and Net Assets | 29,879,013.72 |

FINANCE

The financial reports show the preliminary balance sheet, receipts, and revenue and expenditure reports for the month ending August 31, 2022. The revenue and expenditure report shows that the operating budget expenditure for July 1, 2021, to August 31, 2022, is \$2,885,037; total revenue is \$165 resulting in excess revenue over (under) expenditure for the year to August 31, 2022, of (\$2,884,872).

THREE YEAR FINANCIALS

| | Actual 8/31/2022 | Budget Budget | Actual 8/31/2021 | Actual 8/31/2020 |
|----------------------------------|-----------------------------------|--------------------------------|----------------------------|----------------------------|
| Revenue | 165 | 10,500 | 1,369 | 1,472 |
| Expenses | | | | |
| Payroll | 1,295,671 | 1,677,340 | 2,442,585 | 1,188,815 |
| Administrative Expense | 134,619 | 188,789 | 154,767 | 108,731 |
| Utility | 13,483 | 19,368 | - | 35 |
| Operating Expense | 238,595 | 373,466 | 142,169 | 101,687 |
| Contribution to Capital Reserves | 1,202,669 | 1,202,669 | 80,217 | 78,914 |
| Total Expenses | 2,885,037 | 3,461,632 | 2,819,738 | 1,478,182 |
| Profit (Loss) | (2,884,872) | (3,451,132) | (2,818,369) | (1,476,710) |

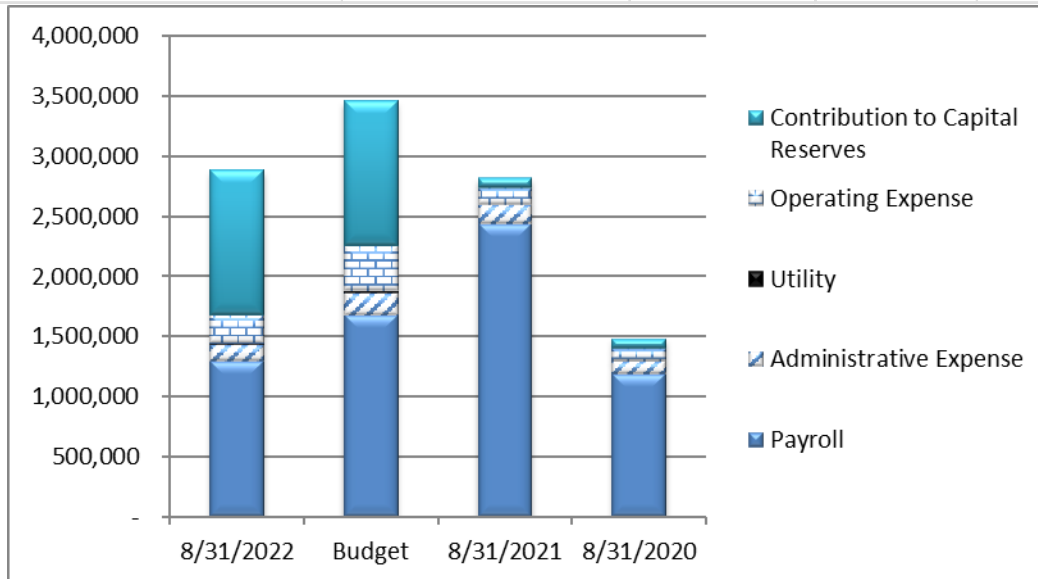


Figure 1 - Three Year Expenditure

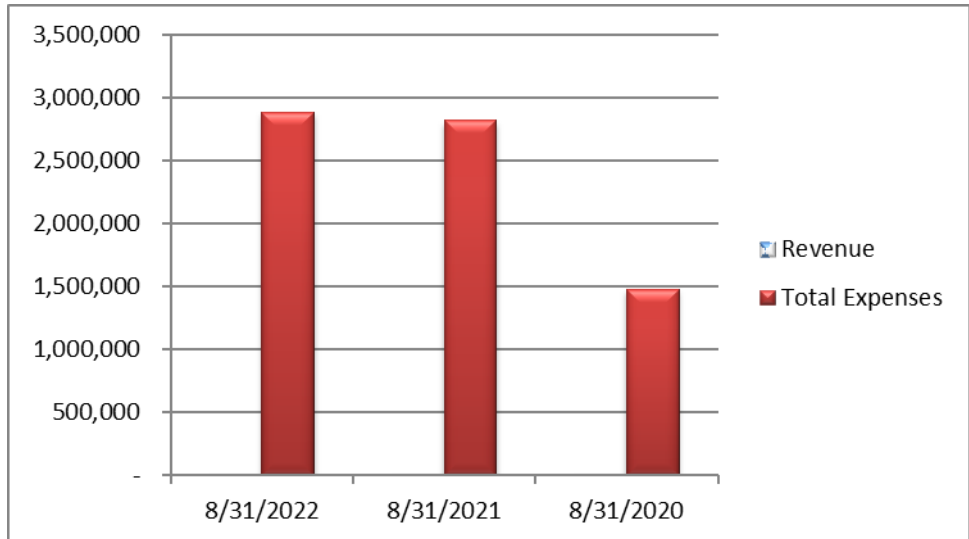


Figure 2 - Three Year Revenue & Expenditure

THREE YEAR CASH BALANCE

| Cash Balances | 8/31/2022 | 8/31/2021 | 8/31/2020 |
|---------------------|------------|------------|------------|
| Investment Balance | 12,582,953 | 12,208,865 | 11,413,966 |
| Checking Accounting | 71,152 | 1,685 | 1,303 |
| Payroll Account | 429,174 | 195,493 | 95,090 |
| Petty Cash | 2,000 | 2,000 | 2,000 |
| Total Cash Balances | 13,085,278 | 12,408,043 | 11,512,359 |

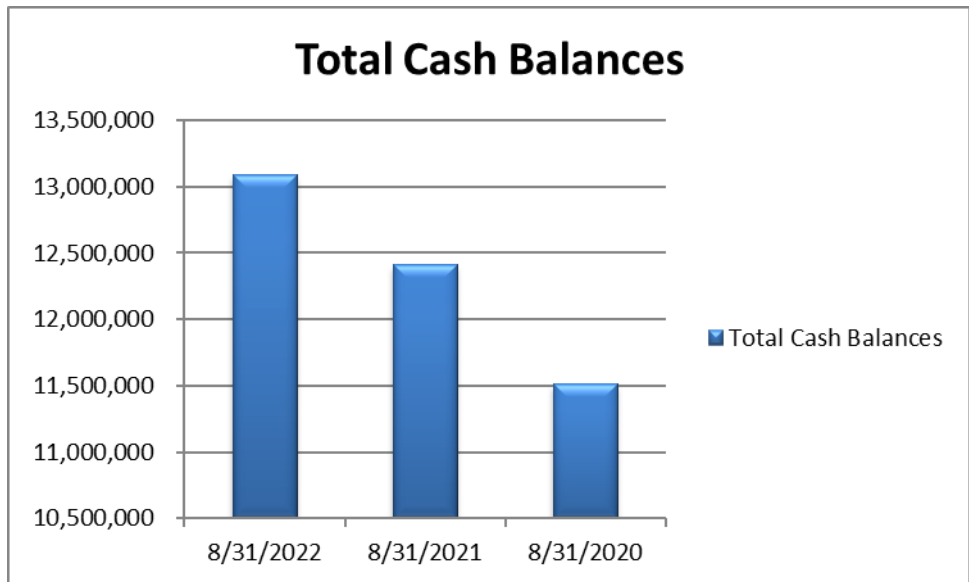


Figure 3 - Cash Balances

DISTRICT INVESTMENT PORTFOLIO 8/31/2022

The District’s investment fund balance for the period ending August 31, 2022 is \$12,582,953. The portfolio composition is shown in the pie chart. Local Agency Investment Fund (LAIF) accounts for 22.5% of the District’s investments; the Riverside County Pooled Investment Fund is 49% of the

total. The LAIF yield for the end of June was 1.28% and the Riverside County Pooled Investment Fund was 1.25% this gives an overall weighted yield for District investments of 1.08%.

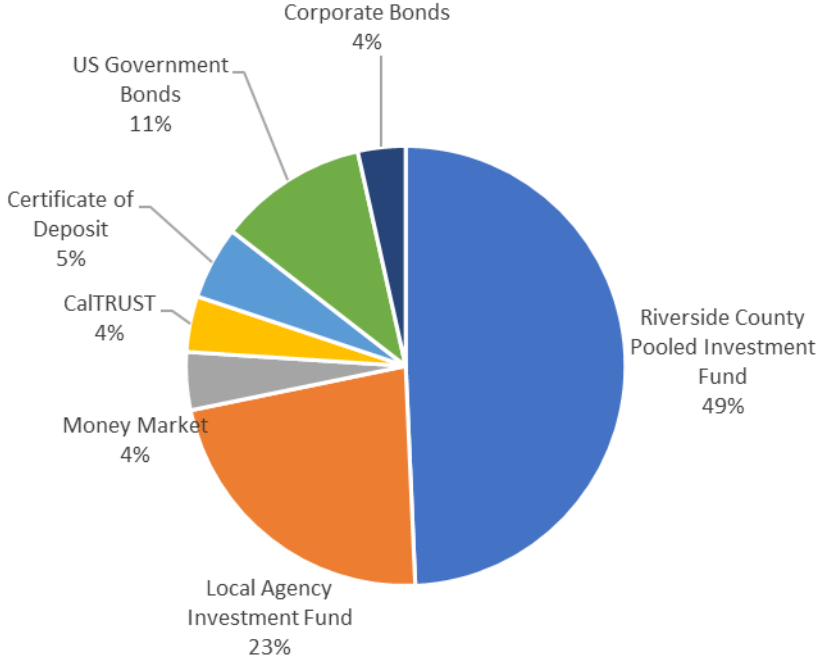


Figure 4 - Investment Portfolio 6/30/22

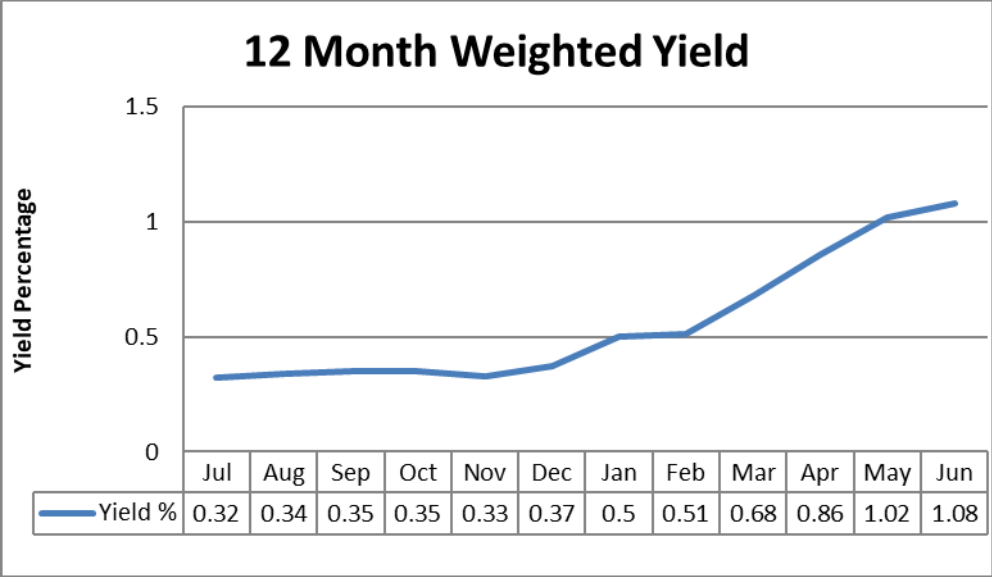
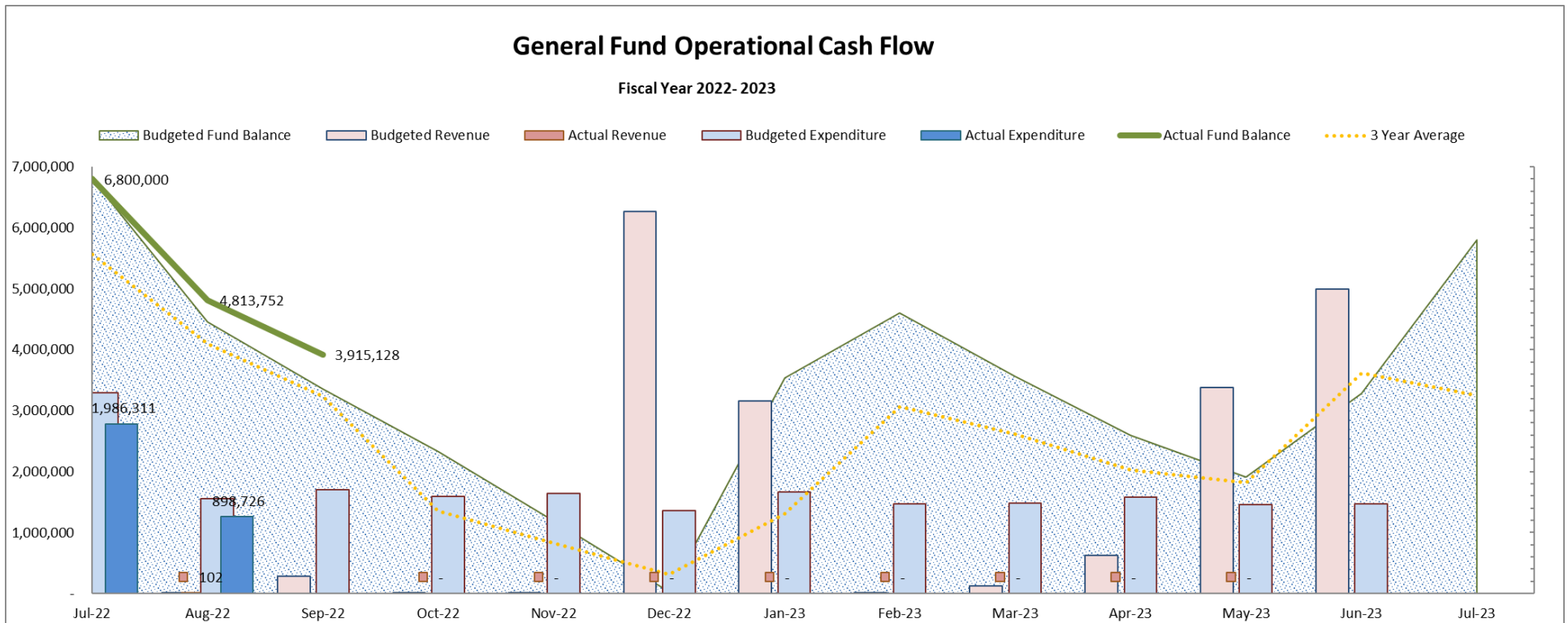


Figure 5 - District Investments Weighted Yield



The **General Fund Operational Cash Flow** graph outlines the District’s working capital for the fiscal year July 1, 2022, to June 30, 2023. The beginning fund balance is \$6.8 million and the ending fund balance is \$5.8 million. Expenditure is approximately divided by 12 equal months, with some differences accounting for the seasonality of the program for example control products and seasonal employment which are greater in the mosquito breeding season. July expenditure is higher than average because of the prefunding lump sum of \$0.3 million for CalPERS unfunded liability and the transfers to the capital reserves. The budget also accounts for prepayments. The revenue follows a different pattern, Riverside County distributes the property tax revenue in January and May with advancements in December and April. The *shaded area* represents the **Budgeted Fund Balance** which has a formula of (beginning) **Fund Balance** plus **Revenue** minus **Expenditure**. The *green line* represents the **Actual Fund Balance** and is graphed against the *shaded area Budgeted Fund Balance*. The *Three Year Average* Fund Balance is the orange dash line.

The graph shows \$6.8 million **Fund Balance** plus total Revenue for July 1 to August 31, 2022, of \$165 million minus total Expenses of \$2,885,037 is \$3,915,128. Payroll expenses show a favorable variance of \$381,670, this due to timing. Administrative expenses have a favorable variance of \$54,169 while Operating expenses have a favorable variance of \$134,871 also due to timing of expenses. For planning purposes, the District is under budget. As long as the green line stays out of the shaded area the District is within budget, as of August 31, 2022, the line is outside the shaded area.

CVMVCD
Statement of Revenue and Expenditures
June 30, 2022
PRELIMINARY

| | Annual Budget | YTD Actual | Annual Budget Variance | Percent Annual Budget |
|-----------------|--------------------------------|-------------------|--------------------------|-----------------------|
| Revenues | | | | |
| 4000 | Property Tax - Current Secured | 4,121,655 | 4,253,336 | 131,681 3 % |
| 4010 | Property Tax - Curr. Supplmntl | 30,561 | 44,010 | 13,449 44 % |
| 4020 | Property Tax - Curr. Unsecured | 170,821 | 199,705 | 28,884 17 % |
| 4030 | Homeowners Tax Relief | 36,430 | 37,679 | 1,249 3 % |
| 4070 | Property Tax - Prior Supp. | 23,736 | 66,507 | 42,771 180 % |
| 4080 | Property Tax - Prior Unsecured | 9,069 | 0 | (9,069) (100)% |
| 4090 | Redevelopment Pass-Thru | 5,406,064 | 6,339,112 | 933,048 17 % |
| 4520 | Interest Income - LAIF/CDs | 42,000 | 33,970 | (8,030) (19)% |
| 4530 | Other Miscellaneous Receipts | 63,000 | 39,266 | (23,734) (38)% |
| 4551 | Benefit Assessment Income | 2,299,810 | 2,340,625 | 40,815 2 % |
| | Total Revenues | <u>12,203,146</u> | <u>13,354,210</u> | 1,151,064 9 % |

Expenditures

Payroll Expenses


| | | | | |
|------|----------------------------|------------------|-------------------------|----------------|
| 5101 | Payroll - FT | 5,373,288 | 5,435,925 | (62,638) (1)% |
| 5102 | Payroll Seasonal | 203,400 | 222,466 | (19,066) (9)% |
| 5103 | Temporary Services | 6,900 | 0 | 6,900 100 % |
| 5105 | Payroll - Overtime Expense | 45,120 | 5,608 | 39,512 88 % |
| 5110 | FFCRA Wage Credit | 0 | 12,113 | (12,113) 0 % |
| 5150 | CalPERS State Retirement | 1,873,120 | 1,926,583 | (53,462) (3)% |
| 5155 | Social Security Expense | 331,680 | 356,268 | (24,588) (7)% |
| 5165 | Medicare Expense | 77,570 | 84,487 | (6,917) (9)% |
| 5170 | Cafeteria Plan | 1,141,827 | 1,105,382 | 36,444 3 % |
| 5172 | Retiree Healthcare | 372,588 | 385,346 | (12,758) (3)% |
| 5180 | Deferred Compensation | 108,010 | 119,457 | (11,446) (11)% |
| 5195 | Unemployment Insurance | 34,236 | 33,606 | 630 2 % |
| | Total Payroll Expenses | <u>9,567,740</u> | <u>9,687,242</u> | (119,502) (1)% |

CVMVCD
Statement of Revenue and Expenditures
June 30, 2022
PRELIMINARY

| | Annual Budget | YTD Actual | Annual Budget Variance | Percent Annual Budget |
|--------------------------------------|---------------------------------|------------|---------------------------|-----------------------------|
| Administrative Expenses | | | | |
| 5250 | Tuition Reimbursement | 20,000 | 9,074 | 10,926 55 % |
| 5300 | Employee Incentive | 15,500 | 9,182 | 7,490 48 % |
| 5302 | Wellness | 5,600 | 5,265 | 335 6 % |
| 5305 | Employee Assistance Program | 3,200 | 3,461 | (261) (8)% |
| 6000 | Property & Liability Insurance | 156,406 | 187,957 | (31,551) (20)% |
| 6001 | Workers' Compensation Insurance | 181,607 | 112,177 | 69,430 38 % |
| 6050 | Dues & Memberships | 42,816 | 52,865 | (10,049) (23)% |
| 6060 | Reproduction & Printing | 7,950 | 6,947 | 1,003 13 % |
| 6065 | Recruitment/Advertising | 7,500 | 4,925 | 2,575 34 % |
| 6070 | Office Supplies | 17,111 | 10,530 | 6,581 38 % |
| 6075 | Postage | 5,750 | 4,856 | 894 16 % |
| 6080 | Computer & Network Systems | 8,199 | 8,115 | 84 1 % |
| 6085 | Bank Service Charges | 200 | 246 | 21 10 % |
| 6090 | Local Agency Formation Comm. | 2,400 | 2,243 | 157 7 % |
| 6095 | Professional Fees | 192,000 | 183,865 | 8,135 4 % |
| 6100 | Attorney Fees | 68,000 | 72,127 | (4,127) (6)% |
| 6105 | Legal Services / Filing Fees | 1,000 | 0 | 1,000 100 % |
| 6106 | HR Risk Management | 6,000 | 1,500 | 4,500 75 % |
| 6110 | Conference Expense | 44,400 | 22,812 | 21,588 49 % |
| 6115 | In-Lieu | 13,200 | 12,300 | 900 7 % |
| 6120 | Trustee Support | 7,600 | 1,161 | 6,439 85 % |
| 6200 | Meetings Expense | 4,890 | 2,998 | 1,892 39 % |
| 6210 | Promotion & Education | 5,000 | 5,002 | (2) (0)% |
| 6220 | Public Outreach Advertising | 46,000 | 43,209 | 2,791 6 % |
| 6500 | Benefit Assessment Expenses | 86,000 | 78,666 | 7,334 9 % |
| 6600 | Penalty | 0 | 2,550 | (2,550) 0 % |
| Total Administrative Expenses | | 948,329 | 844,032 | 104,364 11 % |
| Utilities | | | | |
| 6400 | Utilities | 106,000 | 130,693 | (24,693) (23)% |
| 6410 | Telecommunications | 1,824 | 2,027 | (203) (11)% |
| Total Utilities | | 107,824 | 132,720 | (24,896) (23)% |

CVMVCD
Statement of Revenue and Expenditures
June 30, 2022
PRELIMINARY

| | Annual Budget | YTD Actual | Annual Budget Variance | Percent Annual Budget |
|---|---------------|------------|------------------------|-----------------------|
| Operating | | | | |
| 7000 Uniform Expense | 44,727 | 50,343 | (5,616) | (13)% |
| 7050 Safety Expense | 32,375 | 36,693 | (4,318) | (13)% |
| 7100 Physican Fees | 5,000 | 4,080 | 920 | 18 % |
| 7150 IT Communications | 56,860 | 53,983 | 2,877 | 5 % |
| 7200 Household Supplies | 3,000 | 3,037 | (37) | (1)% |
| 7300 Repair & Maintenance | 42,000 | 59,043 | (17,043) | (41)% |
| 7310 Maintenance & Calibration | 6,170 | 5,601 | 569 | 9 % |
| 7350 Permits, Licenses & Fees | 8,273 | 7,959 | 315 | 4 % |
| 7360 Software Licensing | 22,305 | 21,327 | 978 | 4 % |
| 7400 Vehicle Parts & Supplies | 44,720 | 43,200 | 1,520 | 3 % |
| 7420 Offsite Vehicle Maint & Repair | 17,343 | 13,966 | 3,377 | 19 % |
| 7450 Equipment Parts & Supplies | 28,620 | 21,151 | 7,469 | 26 % |
| 7500 Small Tools Furniture & Equip | 4,400 | 3,492 | 908 | 21 % |
| 7550 Lab Supplies & Expense | 36,700 | 21,791 | 14,909 | 41 % |
| 7570 Aerial Pool Surveillance | 26,000 | 21,789 | 4,211 | 91 % |
| 7575 Surveillance | 60,360 | 70,456 | (10,096) | (17)% |
| 7600 Staff Training | 85,824 | 52,560 | 33,264 | 39 % |
| 7650 Equipment Rental | 1,000 | 297 | 703 | 70 % |
| 7675 Contract Services | 109,720 | 135,366 | (25,646) | (23)% |
| 7680 Cloud Computing Services | 101,370 | 102,472 | (1,102) | (1)% |
| 7700 Motor Fuel & Oils | 80,000 | 117,724 | (37,724) | (47)% |
| 7750 Field Supplies | 14,600 | 11,844 | 2,756 | 19 % |
| 7800 Control Products | 711,280 | 544,900 | 166,380 | 23 % |
| 7850 Aerial Applications | 209,213 | 227,622 | (18,409) | (9)% |
| 7860 Unmanned Aircraft Application Services | 40,000 | 35,646 | 4,354 | 11 % |
| 8415 Capital Outlay | 46,343 | 31,548 | 14,795 | 32 % |
| 8510 Research Projects | 182,093 | 185,734 | (3,641) | (3)% |
| 9000 Contingency Expense | 109,750 | 0 | 109,750 | 100 % |
| Total Operating | 2,130,046 | 1,883,624 | 265,812 | 12 % |
| Contribution to Capital Reserves | | | | |
| 8900 Transfer to other funds | 481,300 | 481,332 | (32) | (0)% |
| Total Contribution to Capital Reserves | 481,300 | 481,332 | (32) | (0)% |
| Total Expenditures | 13,235,239 | 13,028,950 | 769,726 | 6 % |
| Net revenue over/(under) expenditures | (1,032,093) | 325,260 | 1,376,809 | |

| | | |
|--|--|----------------------------------|
|  | <p>Coachella Valley Mosquito and Vector Control District</p> <p>Staff Report</p> | <p>September 13, 2022</p> |
| <p>Agenda Item: Old Business</p> <p>Options for FY 2021-22 projected a \$0.3 million surplus</p> | | |
| <p>Background:</p> <p>On July 12, 2022, the Finance Committee reviewed the draft June 30 financials, staff reported that District is expecting FY21-22 will end with a favorable surplus of \$1.3 million which is \$0.3 million more than what was forecast during the earlier planning for FY22-23 budget. As a result, the Finance Committee directed staff to present some options for the September meeting, a list of these options are:</p> <ul style="list-style-type: none"> • Solar panels – replace the invertors that are not functioning (estimate between \$50,000 to \$100,000) • Solar expansion / battery wall to supply power when solar is not in use (scope & estimated cost not determined) • Boardroom renovations (scope & estimated cost not determined) • Expand storage area for facilities and operations (cost not determined) • Parceling project – submit civil engineer drawn parcel map with preliminary plans for utilities to the city of Indio (estimate \$200,000 plus) • CalPERS option – awaiting an estimate from CalPERS <p>These items will be discussed during the Finance Committee meeting.</p> | | |